



2018 · 2019



CATALOGUE 2018 • 2019



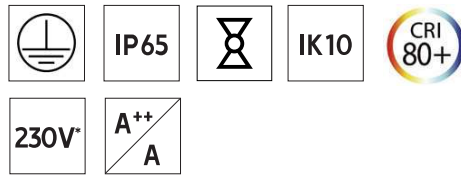
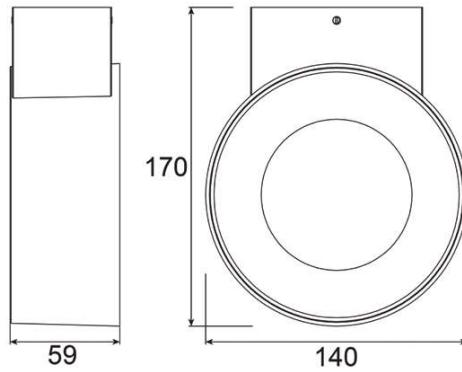


# CONTENT

04	LED WALL LIGHT
10	LED SPOTLIGHT
27	LED DOWNLIGHT
38	LED CEILING LIGHT
40	LED FLOODLIGHT
44	LED GROUND LIGHT
46	LEDSTRIP
52	LED DRIVERS & CONTROLLERS
59	LED BULBS
70	SPOTLIGHT
87	SHOWER SPOT LIGHT
88	CEILING LIGHT
90	OUTDOOR LIGHT
92	ACCESSORIES

# LED WALL LIGHT

## WL07



\*DRIVER ETL INCLUDED (NON-DIMMABLE VERSION)

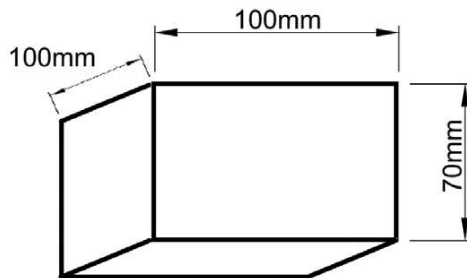

REFERENCE	COLOR	POWER	CCT	INTENSITY	PRICE
WL07.8.3K	ANTHRACITE	8W	3000K	620lm	75,00 €



**“LIGHT IS NOT SO  
MUCH SOMETHING  
THAT REVEALS,  
AS IT IS ITSELF  
THE REVELATION,”**

**JAMES TURRELL**

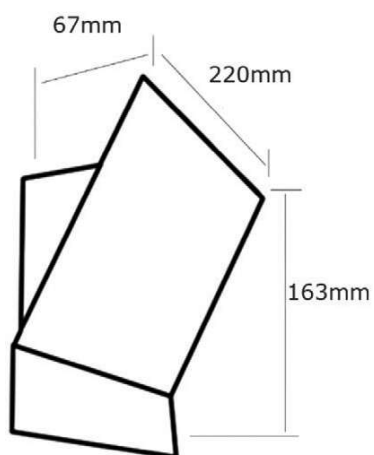
# KUBE



\*DRIVER HEP INCLUDED (NON-DIMMABLE VERSION)

REFERENCE	COLOR	POWER	CCT	INTENSITY	PRICE
DZ147.01	WHITE	5W	3000K	350lm	95,00 €
DZ147.09	SILVER GREY	5W	3000K	350lm	95,00 €

## ARTE

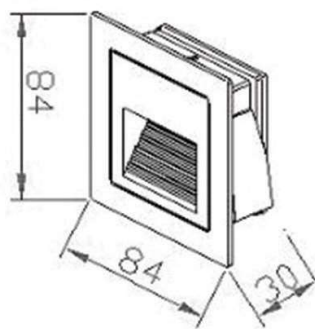



\*DRIVER HEP INCLUDED (NON-DIMMABLE VERSION)

REFERENCE	COLOR	POWER	CCT	INTENSITY	PRICE
DZ140.01	WHITE	4,5W	2850K	350lm	95,00 €
DZ140.09	SILVER GREY	4,5W	2850K	350lm	95,00 €



# MURUM



IP44



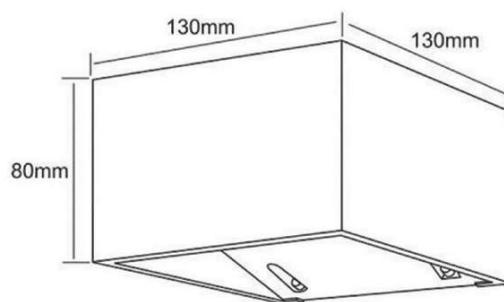
230V\*



\*INTEGRATED ETL DRIVER (NON-DIMMABLE VERSION)

REFERENCE	COLOR	POWER	CCT	INTENSITY	PRICE
DZ110.01	WHITE	1W	3000K	80lm	30,00 €
DZ110.09	SILVER GREY	1W	3000K	80lm	30,00 €

# YOGA

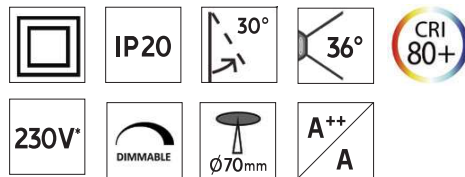
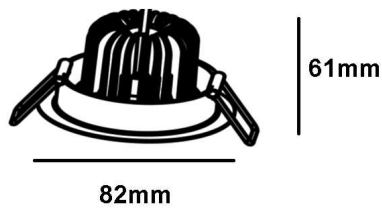
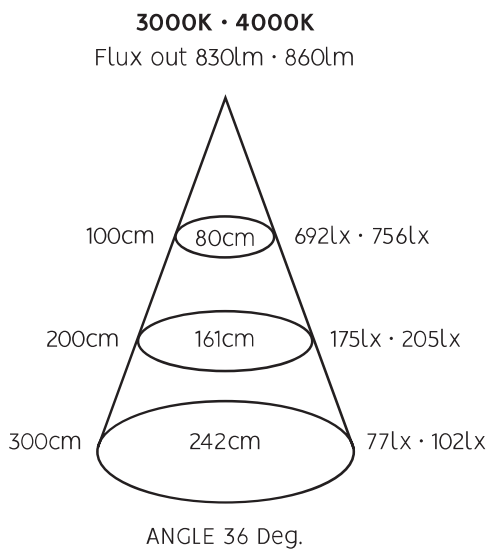


\*DRIVER HEP INCLUDED (NON-DIMMABLE VERSION)

REFERENCE	COLOR	POWER	CCT	INTENSITY	PRICE
DZ149.09	SILVER GREY	6W	3000K	400lm	160,00 €

# LED SPOT LIGHT

## LM1501105



Height

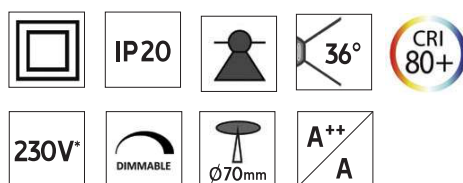
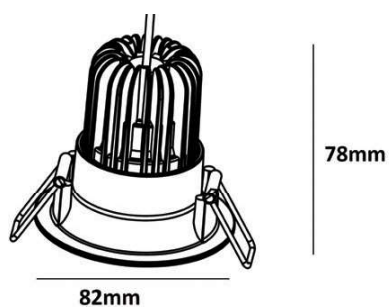
Diameter

AVg./Nadir.E

\*DRIVER HEP INCLUDED (DIMMABLE VERSION)

REFERENCE	COLOR	POWER	CCT	INTENSITY	PRICE
LM1501105.10.3K.20	SANDY WHITE	10W	3000K	750lm	42,00€
LM1501105.10.4K.20	SANDY WHITE	10W	4000K	790lm	42,00€

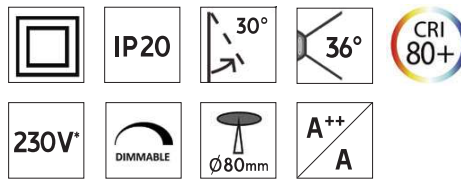
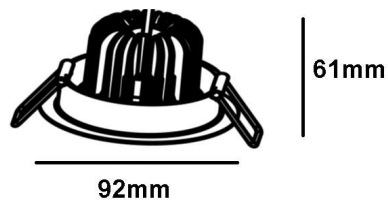
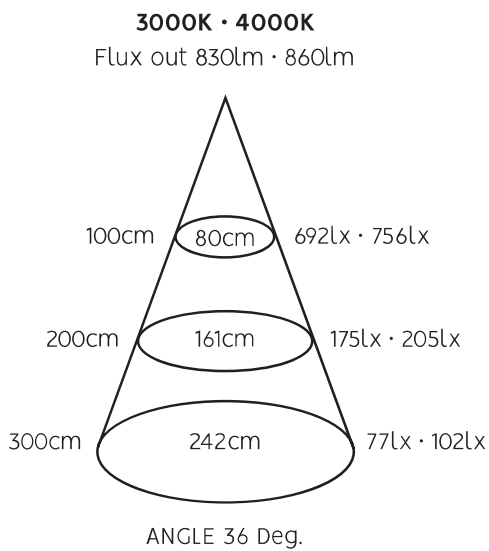
# LM1501009



\*DRIVER HEP INCLUDED (DIMMABLE VERSION)

REFERENCE	COLOR	POWER	CCT	INTENSITY	PRICE
LM1501009.10.3K.20	SANDY WHITE	10W	3000K	750lm	47,00€
LM1501009.10.4K.20	SANDY WHITE	10W	4000K	790lm	47,00€

# LM1502002



Height

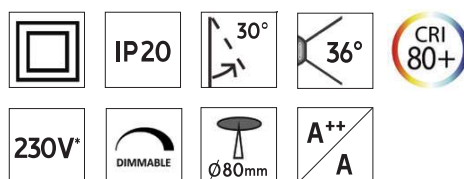
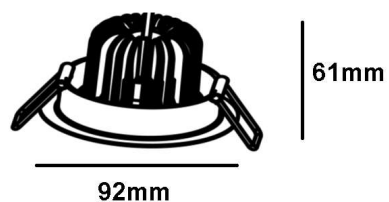
Diameter

AVg./Nadir.E

\*DRIVER HEP INCLUDED (DIMMABLE VERSION)

REFERENCE	COLOR	POWER	CCT	INTENSITY	PRICE
LM1502002.10.3K.20	SANDY WHITE	10W	3000K	750lm	49,00€
LM1502002.10.4K.20	SANDY WHITE	10W	4000K	790lm	49,00€

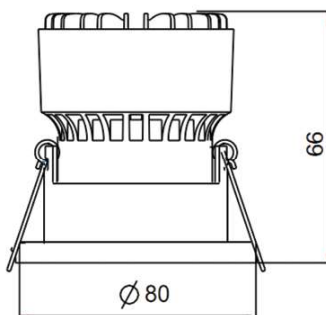
# LM1502005











\*DRIVER HEP INCLUDED (DIMMABLE VERSION)

REFERENCE	COLOR	POWER	CCT	INTENSITY	PRICE
LM1502005.10.3K.20	SANDY WHITE	10W	3000K	750lm	49,00€
LM1502005.10.4K.20	SANDY WHITE	10W	4000K	790lm	49,00€

# SHOWER LED

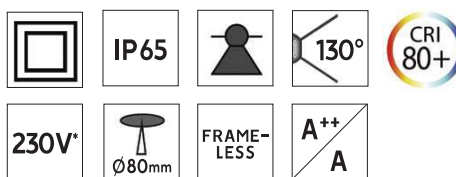
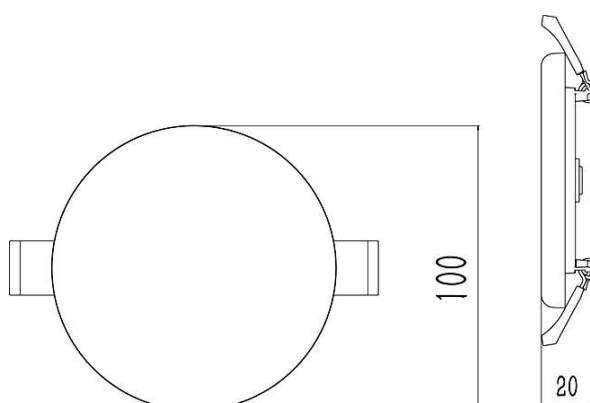


- 
- 
- 
- 
- 
- 
- 
- 

\*DRIVER ETL INCLUDED (NON-DIMMABLE VERSION)

REFERENCE	COLOR	POWER	CCT	INTENSITY	PRICE
LRDLA001C.10.3K.20	SANDY WHITE	10W	3000K	830lm	55,00€
LRDLA001C.10.3K.03	BRUSHED NICKEL	10W	4000K	830lm	55,00€

# CLOUD R100

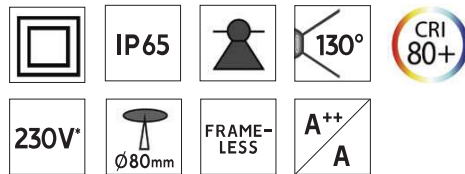
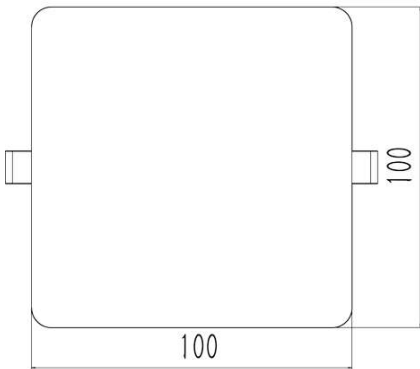
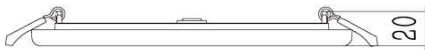


\*DRIVER ETL INCLUDED (NON-DIMMABLE VERSION)

REFERENCE	COLOR	POWER	CCT	INTENSITY	PRICE
NSDL.R100.8.3K	OPAL PC	8W	3000K	560lm	35,00€



# CLOUD S100



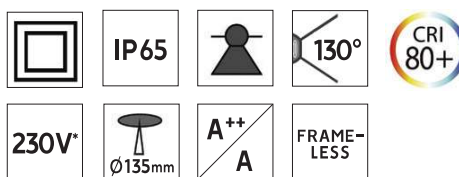
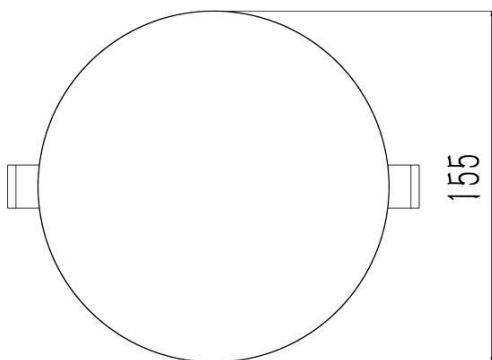
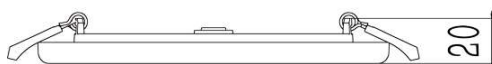
\*DRIVER ETL INCLUDED (NON-DIMMABLE VERSION)

REFERENCE	COLOR	POWER	CCT	INTENSITY	PRICE
NSDL.S100.8.3K	OPAL PC	8W	3000K	560lm	37,50€

A modern living room with a large window, two beige armchairs, and a coffee table with a plant. The room is brightly lit by natural light from the window and three circular recessed ceiling lights. The window has white curtains and a view of greenery outside. The coffee table is dark wood with a curved base, and the plant is in a clear glass vase.

**“KEEP  
YOUR FEET  
ON THE  
GROUND  
AND YOUR  
HEAD  
ON THE  
CLOUDS.”**

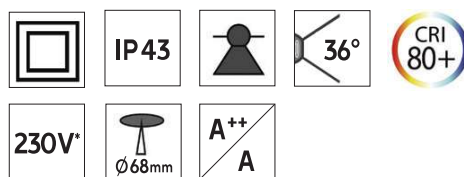
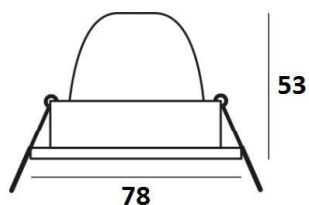
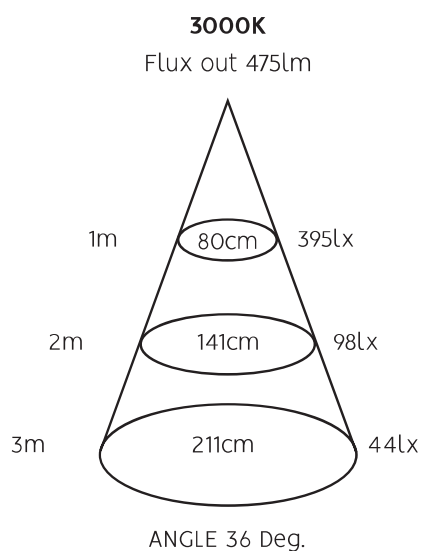
# CLOUD R155



\*DRIVER ETL INCLUDED (NON-DIMMABLE VERSION)

REFERENCE	COLOR	POWER	CCT	INTENSITY	PRICE
NSDL.R155.15.3K	OPAL PC	15W	3000K	1110lm	54,00€
NSDL.R155.15.4K	OPAL PC	15W	4000K	1180lm	54,00€

# LW522



Height

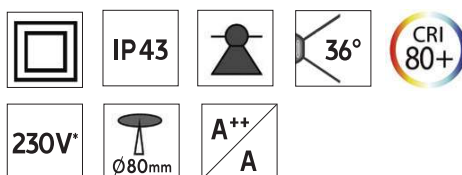
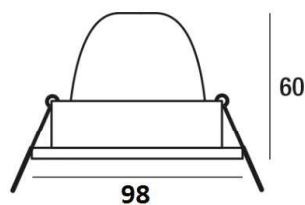
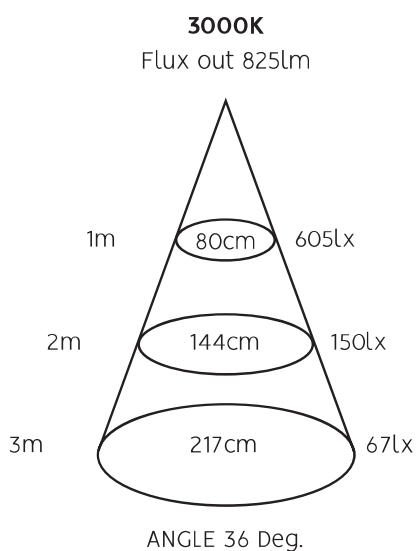
Diameter

Avg./Nadir.E

\*DRIVER ETL INCLUDED (NON-DIMMABLE VERSION)

REFERENCE	COLOR	POWER	CCT	INTENSITY	PRICE
LW522.6.3K.09	SILVER GREY	6W	3000K	475lm	43,00€
LW522.6.3K.20	SANDY WHITE	6W	3000K	475lm	43,00€

# LW523



Height

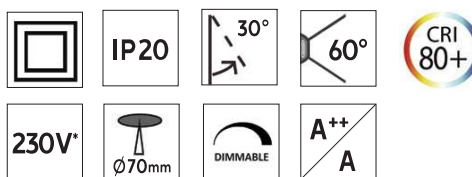
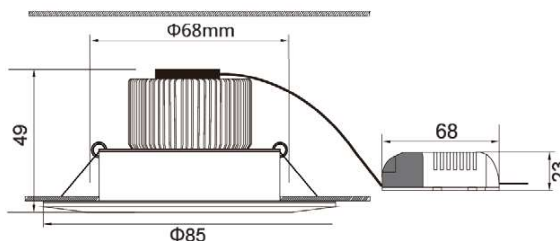
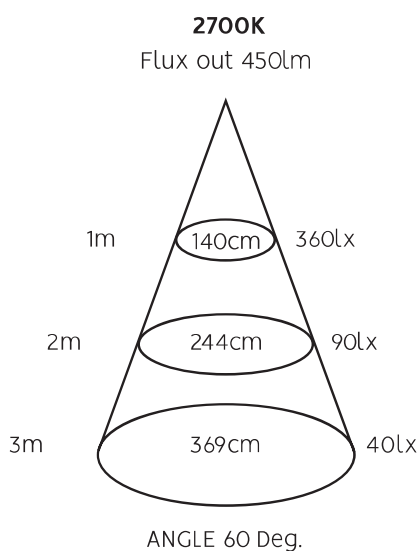
Diameter

Avg./Nadir.E

\*DRIVER ETL INCLUDED (NON-DIMMABLE VERSION)

REFERENCE	COLOR	POWER	CCT	INTENSITY	PRICE
LW523.10.3K.09	SILVER GREY	10W	3000K	825lm	55,00€
LW523.10.3K.20	SANDY WHITE	10W	3000K	825lm	55,00€

# DIAMOND 6



Height

Diameter

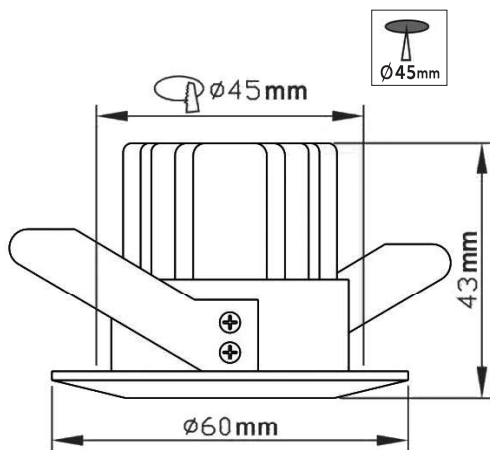
Avg./Nadir.E

\*DRIVER ETL INCLUDED (DIMMABLE VERSION)

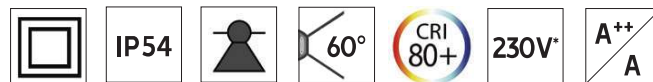
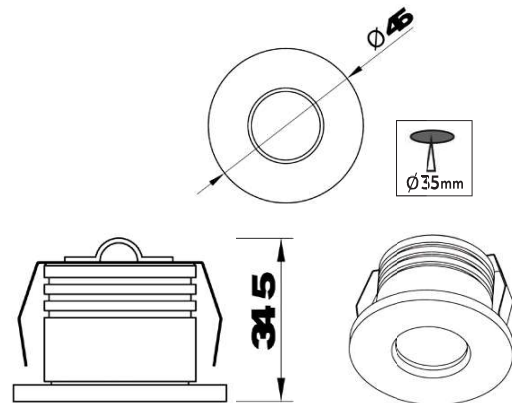
REFERENCE	COLOR	POWER	CCT	INTENSITY	PRICE
LW225.6.3K.01	WHITE	6W	2700K	450lm	40,00€
LW225.6.3K.03	BRUSHED NICKEL	6W	2700K	450lm	40,00€

# MINI DIAMOND 5 | MINI LEDSPOT 3

**LW005**



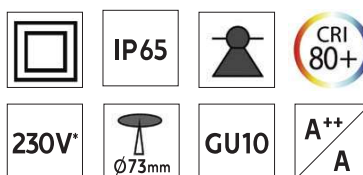
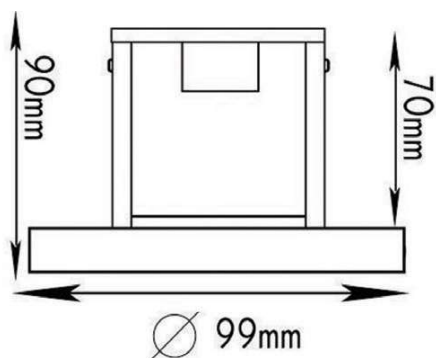
**LRDLI003**



\*DRIVER ETL INCLUDED (NON-DIMMABLE VERSION)

REFERENCE	COLOR	POWER	CCT	INTENSITY	PRICE
LW005.5.3K.01	WHITE	5W	2700K	350lm	28,00€
LW005.5.3K.03	BRUSHED NICKEL	5W	2700K	350lm	28,00€
LRDLI003.3.3K.01	WHITE	3W	3000K	240lm	28,00€

# GL5300



\*DRIVER ETL INCLUDED (NON-DIMMABLE VERSION)

REFERENCE	COLOR	LED	PRICE
GL5300.RD	BRUSHED NICKEL	RED COLOR (6*0.06W)	41,00€
GL5300.BL	BRUSHED NICKEL	BLUE COLOR (6*0.06W)	41,00€

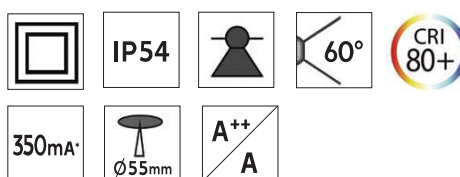
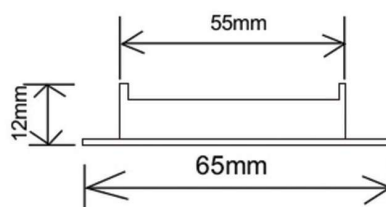
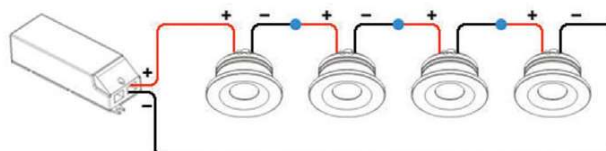


**“SIMPLICITY  
IS THE KEY  
TO BRILLANCE.”**

**BRUCE LEE**



# CEILING LED



\*WORKING WITH CONSTANT CURRENT LED DRIVER 350mA

REFERENCE	COLOR	POWER	CCT	INTENSITY	PRICE
LM1507002.3.3K.11	BRUSHED ALUMINIUM	3W	3000K	180lm	20,00 €



**“BE FREE TO DO  
WHAT YOU WANT,”**

**ILAN BOTBOL**

LED DOWN LIGHT

# LIBERO PROJECT BY ETL LIGHTING

“CUSTOMIZATION AT THE SERVICE OF OUR PARTNERS”

## 1. CHOOSE YOUR SIZE



## 2. CHOOSE YOUR POWER



DO YOU WANT DIMMABLE?



or



SPECIAL REQUEST?



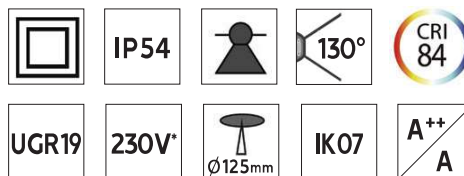
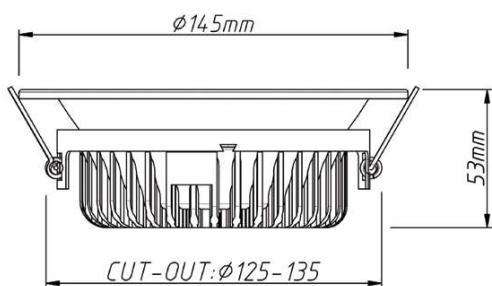
Low UGR adaptable ring



honeycomb black color

PLEASE ASK US FOR ANY SPECIAL REQUEST

## DW.XXS



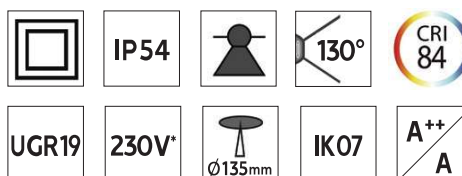
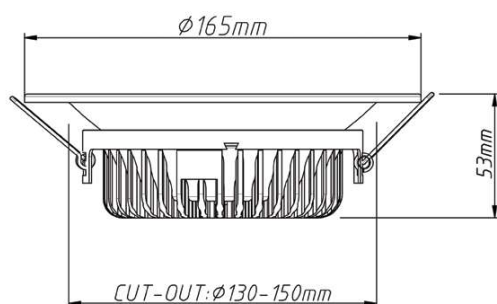
\*DRIVER PHILIPS INCLUDED (NON-DIMMABLE VERSION)  
SMD LED SAMSUNG LM561B PLUS (L80B10)

REFERENCE	COLOR	POWER	CCT	INTENSITY	PRICE
DW112.XXS.3K	WHITE	12W	3000K	1180 lm	60,00 €
DW112.XXS.4K	WHITE	12W	4000K	1210 lm	60,00 €
DW115.XXS.3K	WHITE	15W	3000K	1480 lm	65,00 €
DW115.XXS.4K	WHITE	15W	4000K	1510 lm	65,00 €

### EXTRA FOR DIMMABLE DRIVER

REFERENCE	COMPATIBLE POWER	DIMMING TYPE	PRICE
ELT9918232	15W	TRIAC	20,00 €

# DW.XS



\*DRIVER PHILIPS INCLUDED (NON-DIMMABLE VERSION)  
SMD LED SAMSUNG LM561B PLUS (L80B10)

REFERENCE	COLOR	POWER	CCT	INTENSITY	PRICE
DW112.XS.3K	WHITE	12W	3000K	1180 lm	60,00 €
DW112.XS.4K	WHITE	12W	4000K	1210 lm	60,00 €
DW115.XS.3K	WHITE	15W	3000K	1480 lm	65,00 €
DW115.XS.4K	WHITE	15W	4000K	1510 lm	65,00 €

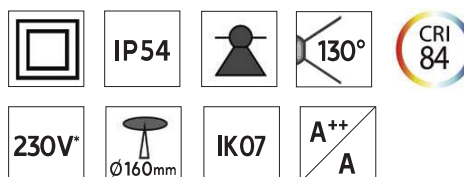
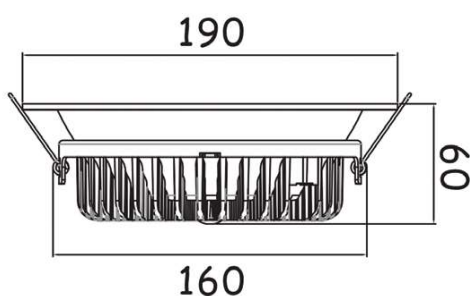
## EXTRA FOR DIMMABLE DRIVER

REFERENCE	COMPATIBLE POWER	DIMMING TYPE	PRICE
ELT9918232	15W	TRIAC	20,00 €

# DW.S



LOW GLARE DIFFUSOR



\*DRIVER PHILIPS INCLUDED (NON-DIMMABLE VERSION)

SMD LED SAMSUNG LM561B PLUS (L80B10)

REFERENCE	COLOR	POWER	CCT	INTENSITY	PRICE
DW112.S.3K	WHITE	12W	3000K	1180 lm – UGR19	75,00 €
DW112.S.4K	WHITE	12W	4000K	1210 lm – UGR19	75,00 €
DW118.S.3K	WHITE	18W	3000K	1795 lm – UGR19	82,50 €
DW118.S.4K	WHITE	18W	4000K	1830 lm – UGR19	82,50 €
DW130.S.3K	WHITE	30W	3000K	2985 lm – UGR21	100,00 €
DW130.S.4K	WHITE	30W	4000K	3010 lm – UGR21	100,00 €

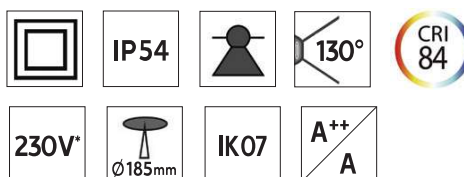
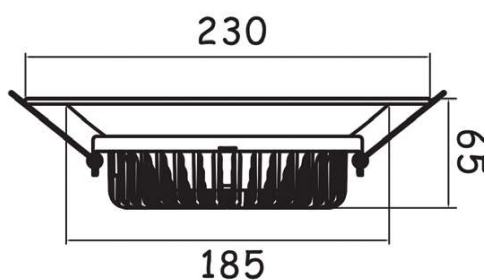
## EXTRA FOR DIMMABLE DRIVER

REFERENCE	COMPATIBLE POWER	DIMMING TYPE	PRICE
ELT9918253	18W – 500mA	TRIAC	20,00 €
ELT9918343	30W – 700mA	1-10V	28,50 €
ELT9918363	30W – 700mA	DALI	40,00 €

# DW.M



LOW GLARE DIFFUSOR



\*DRIVER PHILIPS INCLUDED (NON-DIMMABLE VERSION)

SMD LED SAMSUNG LM561B PLUS (L80B10)

REFERENCE	COLOR	POWER	CCT	INTENSITY	PRICE
DW112.M.3K	WHITE	12W	3000K	1180 lm – UGR19	75,00 €
DW112.M.4K	WHITE	12W	4000K	1210 lm – UGR19	75,00 €
DW118.M.3K	WHITE	18W	3000K	1795 lm – UGR19	85,00 €
DW118.M.4K	WHITE	18W	4000K	1830 lm – UGR19	85,00 €
DW130.M.3K	WHITE	30W	3000K	2985 lm – UGR21	105,00 €
DW130.M.4K	WHITE	30W	4000K	3010 lm – UGR21	105,00 €

## EXTRA FOR DIMMABLE DRIVER

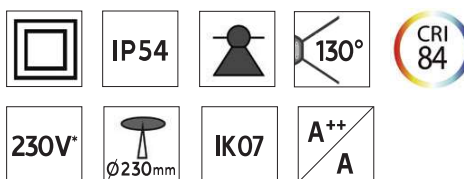
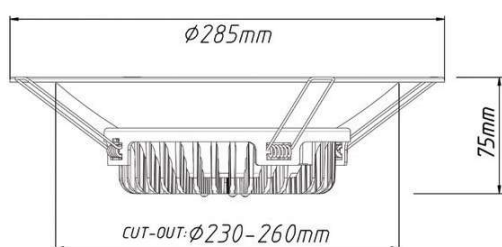
REFERENCE	COMPATIBLE POWER	DIMMING TYPE	PRICE
ELT9918253	18W – 500mA	TRIAC	20,00 €
ELT9918343	30W – 700mA	1-10V	28,50 €
ELT9918363	30W – 700mA	DALI	40,00 €



# DW.L



LOW GLARE DIFFUSOR



\*DRIVER PHILIPS INCLUDED (NON-DIMMABLE VERSION)

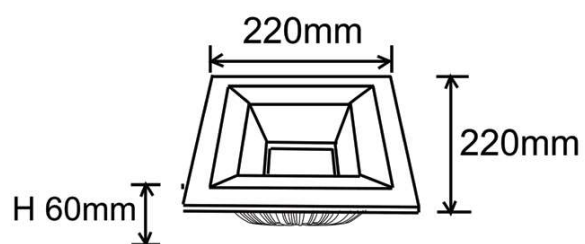
SMD LED SAMSUNG LM561B PLUS (L80B10)

REFERENCE	COLOR	POWER	CCT	INTENSITY	PRICE
DW112.L.3K	WHITE	12W	3000K	1180 lm – UGR19	85,00 €
DW112.L.4K	WHITE	12W	4000K	1210 lm – UGR19	85,00 €
DW118.L.3K	WHITE	18W	3000K	1795 lm – UGR19	95,00 €
DW118.L.4K	WHITE	18W	4000K	1830 lm – UGR19	95,00 €
DW130.L.3K	WHITE	30W	3000K	2985 lm – UGR21	115,00 €
DW130.L.4K	WHITE	30W	4000K	3010 lm – UGR21	115,00 €

## EXTRA FOR DIMMABLE DRIVER

REFERENCE	COMPATIBLE POWER	DIMMING TYPE	PRICE
ELT9918253	18W – 500mA	TRIAC	20,00 €
ELT9918343	30W – 700mA	1-10V	28,50 €
ELT9918363	30W – 700mA	DALI	40,00 €

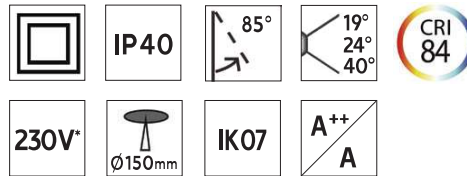
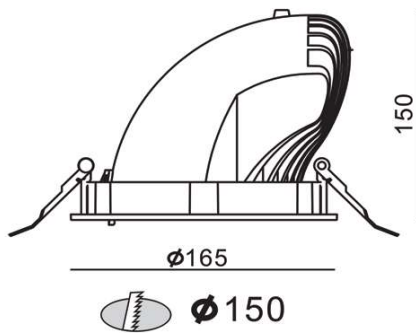
# SQUARE



\*DRIVER ETL INCLUDED (NON-DIMMABLE VERSION)

REFERENCE	COLOR	POWER	CCT	INTENSITY	PRICE
LR1615121.25.3K.20	SANDY WHITE	25W	3000K	2300LM	75,00 €
LR1615121.25.4K.20	SANDY WHITE	25W	4000K	2350LM	75,00 €

## LRDLJ009-D



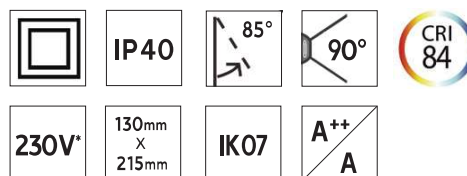
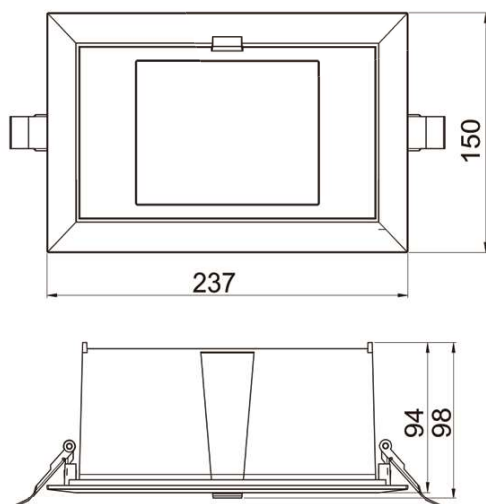
\*DRIVER PHILIPS INCLUDED (NON-DIMMABLE VERSION)  
SMD LED SAMSUNG LM561B PLUS (L80B10)

REFERENCE	COLOR	POWER	CCT	BEAM	INTENSITY	PRICE
LRDLJ009-D.40.3K.15D.20	SANDY WHITE	40W	3000K	19°	3200lm	160,00 €
LRDLJ009-D.40.4K.15D..20	SANDY WHITE	40W	4000K	19°	3400lm	160,00 €
LRDLJ009-D.40.3K.24D.20	SANDY WHITE	40W	3000K	24°	3200lm	160,00 €
LRDLJ009-D.40.4K.24D.20	SANDY WHITE	40W	4000K	24°	3400lm	160,00 €
LRDLJ009-D.40.3K.40D.20	SANDY WHITE	40W	3000K	40°	3200lm	160,00 €
LRDLJ009-D.40.4K.40D.20	SANDY WHITE	40W	4000K	40°	3400lm	160,00 €

**EXTRA FOR DIMMABLE DRIVER**

REFERENCE	COMPATIBLE POWER	DIMMING TYPE	PRICE
ELT9918344	40W - 1050mA	1-10V	40,00 €

# LRDLJ010-B



\*DRIVER PHILIPS INCLUDED (NON-DIMMABLE VERSION)

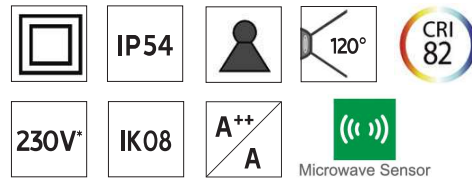

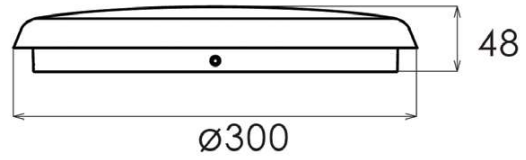
REFERENCE	COLOR	POWER	CCT	BEAM	INTENSITY	PRICE
LRDLJ010-B.40.3K.90D.20	SANDY WHITE	40W	3000K	90°	3200lm	180,00 €
LRDLJ010-B.40.4K.90D.20	SANDY WHITE	40W	4000K	90°	3400lm	180,00 €

## EXTRA FOR DIMMABLE DRIVER

REFERENCE	COMPATIBLE POWER	DIMMING TYPE	PRICE
ELT9918344	40W - 1050mA	1-10V	40,00 €

# LED CEILING LIGHT

## AL08-18W



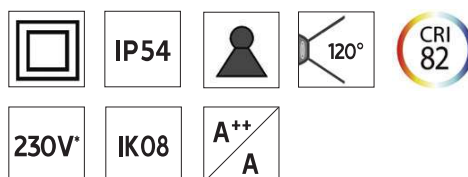
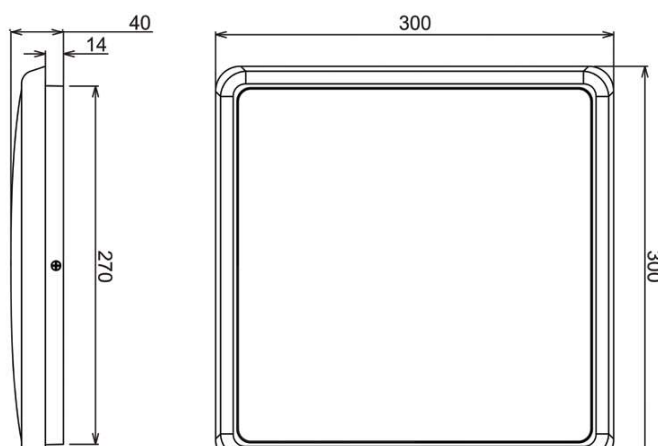
SMD LED L80B10

\*INTEGRATED DRIVER (NON-DIMMABLE VERSION)

REFERENCE	POWER	CCT	INTENSITY	MW SENSOR	PRICE
AL08-12.18.3K	18W	3000K	1710lm	NO	46,60 €
AL08-12.18.4K	18W	4000K	1850lm	NO	46,60 €
AL08SS-12.18.3K	18W	3000K	1710lm	YES	81,00 €
AL08SS-12.18.4K	18W	4000K	1850lm	YES	81,00 €



# AL12-18W



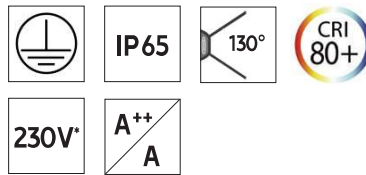
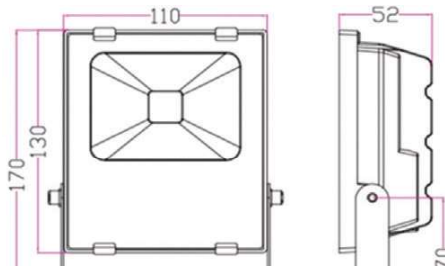
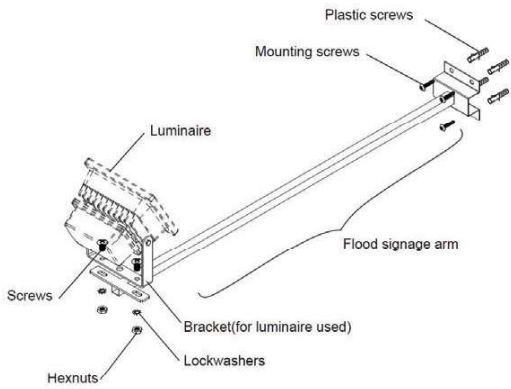
SMD LED L80B10

\*INTEGRATED DRIVER (NON-DIMMABLE VERSION)

REFERENCE	POWER	CCT	INTENSITY	PRICE
AL12-12.18.3K	18W	3000K	1710lm	52,20 €
AL12-12.18.4K	18W	4000K	1850lm	52,20 €

# LED FLOOD LIGHT

## FLB10B



INNER DRIVER ETL INCLUDED (NON-DIMMABLE VERSION)


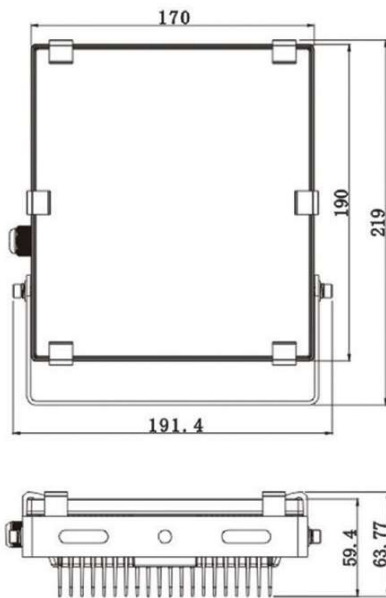
REFERENCE	COLOR	POWER	CCT	INTENSITY	PRICE
FLB10-B.3K	GREY/BLACK	10W	3000K	920lm	49,00€
FLB10-B.5K	GREY/BLACK	10W	5000K	990lm	49,00€

### OPTIONAL

REFERENCE		PRICE
FLB10-B.BRA	ARM FOR MAX FLB10W	16,00 €




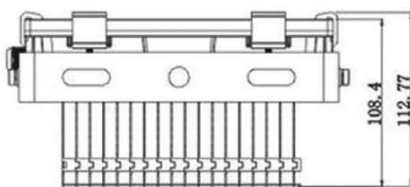
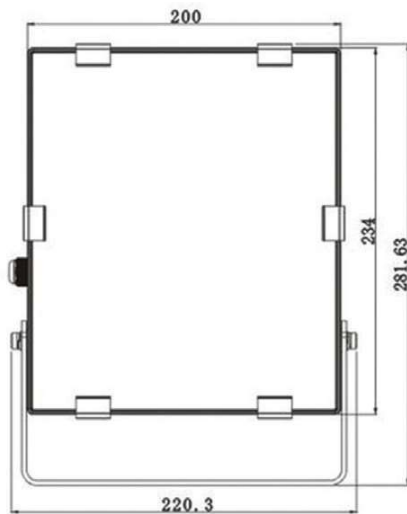
# FLB30B



INNER DRIVER ETL INCLUDED (NON-DIMMABLE VERSION)

REFERENCE	COLOR	POWER	CCT	INTENSITY	PRICE
FLB30-B.3K	BLACK	30W	3000K	2700lm	120,00€
FLB30-B.5K	BLACK	30W	5000K	2880lm	120,00€

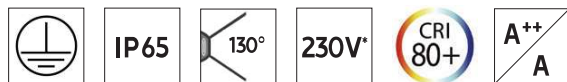
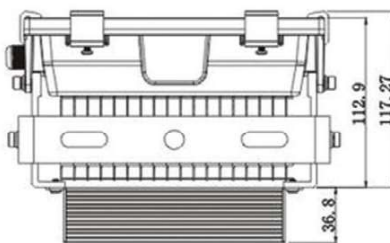
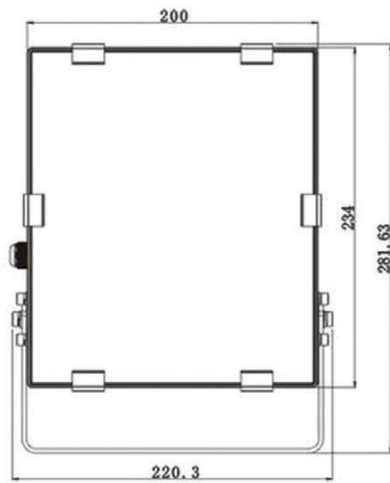
# FLB50B



INNER DRIVER ETL INCLUDED (NON-DIMMABLE VERSION)

REFERENCE	COLOR	POWER	CCT	INTENSITY	PRICE
FLB50-B.3K	BLACK	50W	3000K	4550lm	160,00€
FLB50-B.5K	BLACK	50W	5000K	4780lm	160,00€

# FLB70B



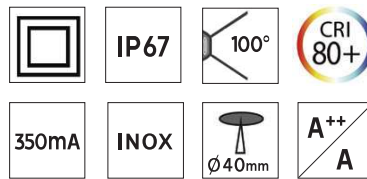
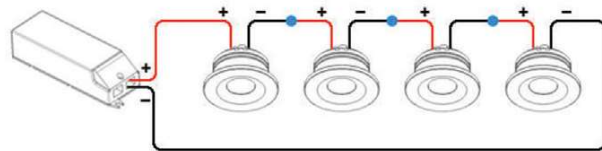
INNER DRIVER ETL INCLUDED (NON-DIMMABLE VERSION)

REFERENCE	COLOR	POWER	CCT	INTENSITY	PRICE
FLB70-B.3K	BLACK	70W	3000K	6200lm	260,00€
FLB70-B.5K	BLACK	70W	5000K	6550lm	260,00€




# LED GROUND LIGHT

## AT114



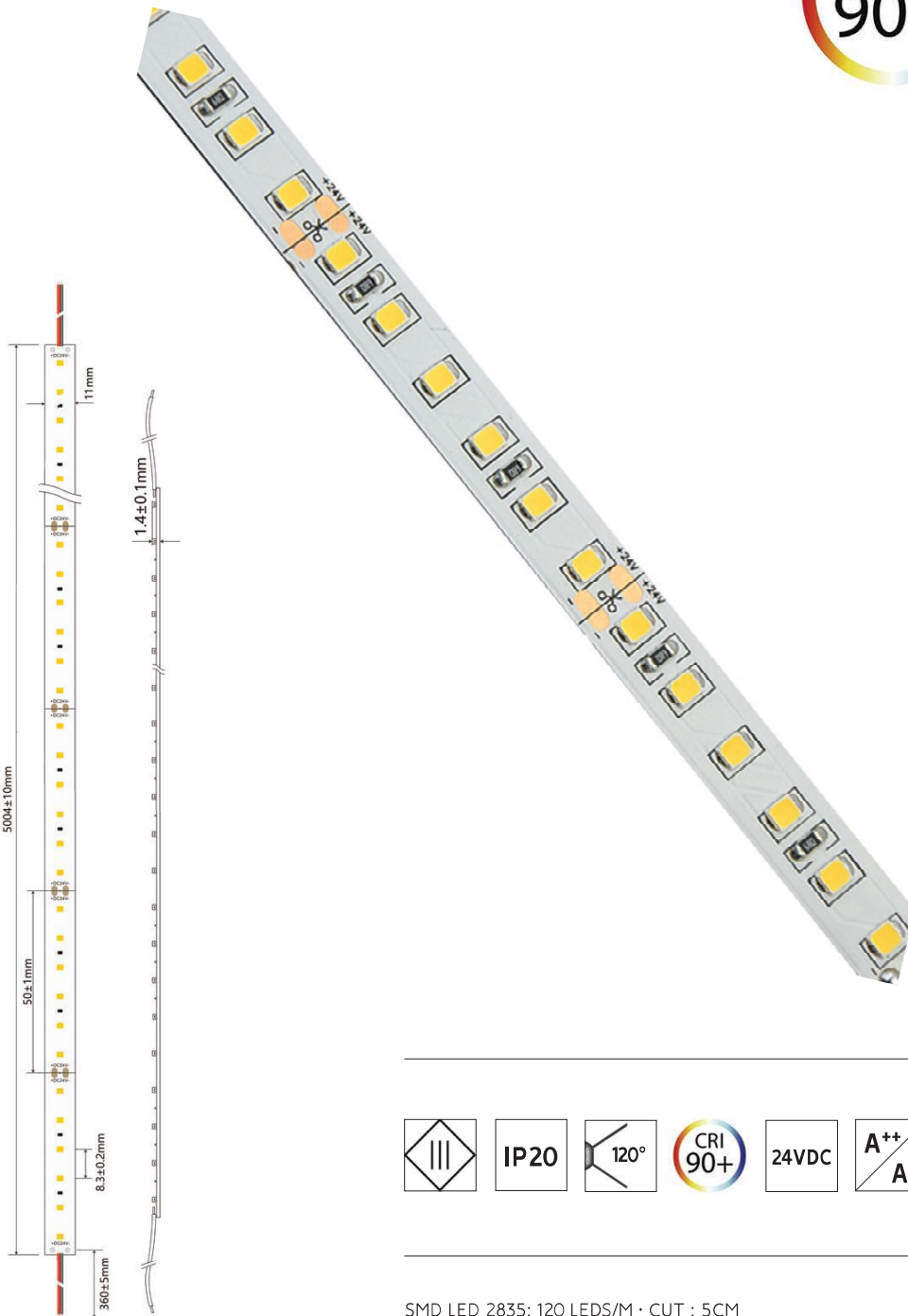
\*WORKING WITH CONSTANT CURRENT LED DRIVER 350mA

REFERENCE	COLOR	POWER	CCT	INTENSITY	PRICE
AT114.350.1.WW	STAINLESS STEEL	1W	3000K	80lm	48,00€
AT114.350.1.CW	STAINLESS STEEL	1W	5000K	80lm	48,00€



# STRIP LED

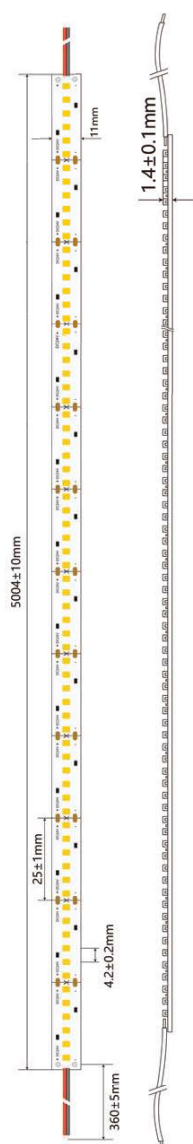
## P600



SMD LED 2835: 120 LEDS/M · CUT : 5CM

REFERENCE	POWER	CCT	INTENSITY	L (mm)	PRICE
4LINE.P600B.24.90.SWW	9,6 W/M	2400K	690lm /M	5000	95,00€
4LINE.P600B.24.90.EWW	9,6 W/M	2700K	725lm /M	5000	95,00€
4LINE.P600B.24.90.WW	9,6 W/M	3000K	800lm /M	5000	95,00€
4LINE.P600B.24.90.NW	9,6 W/M	4000K	860lm /M	5000	95,00€
4LINE.P600B.24.90.CW	9,6 W/M	6000K	890lm /M	5000	95,00€

# P1200


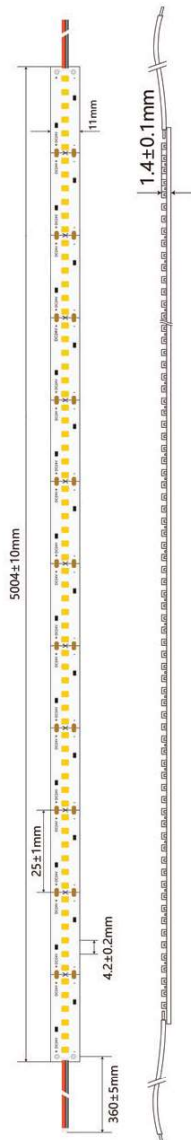


SMD LED 2835: 240 LEDS/M · "CUT" : 2,5 CM

REFERENCE	POWER	CCT	INTENSITY	L (mm)	PRICE
4LINE.P1200B.24.90.SWW	19,2W/M	2400K	1320 lm/M	5000	130,00€
4LINE.P1200B.24.90.EWW	19,2W/M	2700K	1510 lm/M	5000	130,00€
4LINE.P1200B.24.90.WWW	19,2W/M	3000K	1630 lm/M	5000	130,00€
4LINE.P1200B.24.90.NW	19,2W/M	4000K	1720 lm/M	5000	130,00€
4LINE.P1200B.24.90.CW	19,2W/M	6000K	1830 lm/M	5000	130,00€



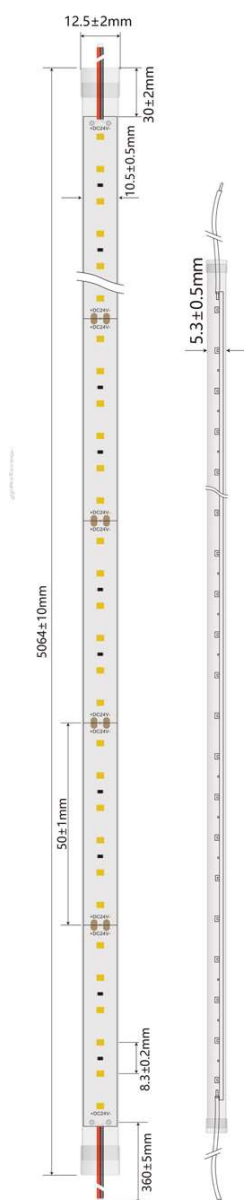
# P1200 SPECIAL FOOD



SMD LED 2835: 240 LEDS/M · "CUT" : 2,5 CM

REFERENCE	POWER	CCT	INTENSITY	L (mm)	PRICE
4LINE.P1200B.24.BAK+	19,2W/M	BAKERY+	700lm /M	5000	200,00€
4LINE.P1200B.24.MEAT	19,2W/M	MEAT(COMBI)	800lm /M	5000	200,00€
4LINE.P1200B.24.FISH	19,2W/M	FISH +	980lm /M	5000	200,00€

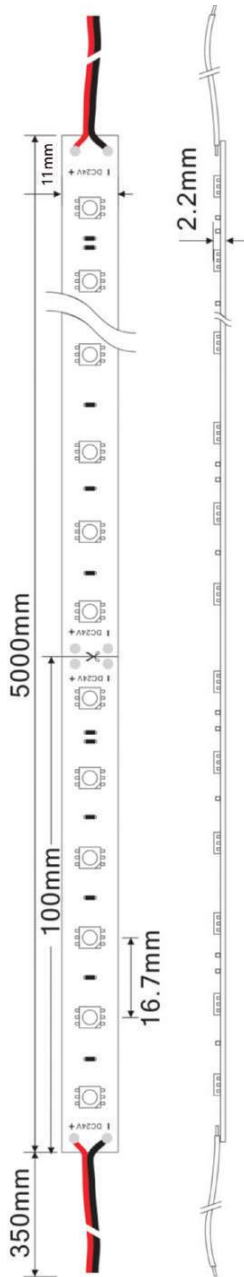
# I600



SMD LED 2835: 120 LEDS/M · CUT : 5 CM

REFERENCE	POWER	CCT	INTENSITY	L (mm)	PRICE
4LINE.I600B.24.90.SWW	9,6W/M	2400K	690lm /M	5000	130,00€
4LINE.I600B.24.90.EWW	9,6W/M	2700K	725lm /M	5000	130,00€
4LINE.I600B.24.90.WWW	9,6W/M	3000K	800lm /M	5000	130,00€
4LINE.I600B.24.90.NW	9,6W/M	4000K	860lm /M	5000	130,00€
4LINE.I600B.24.90.CW	9,6W/M	6000K	890lm /M	5000	130,00€

# P300




SMD LED 5050: 60 LEDS/M – CUT : 10CM

REFERENCE	POWER	CCT	INTENSITY	L (mm)	PRICE
4LINE.P300.24.90.EWW	14,6 W/M	2700K	725 lm/M	5000	110,00 €
4LINE.P300.24.90.WW	14,6 W/M	3000K	800 lm/M	5000	110,00 €
4LINE.P300.24.90.NW	14,6 W/M	4000K	860 lm/M	5000	110,00 €
4LINE.P300.24.90.CW	14,6 W/M	6000K	890 lm/M	5000	110,00 €
4LINE.P300.24.RGB	14,6 W/M	RGB	N/A	5000	110,00 €

## PROFILES AL7

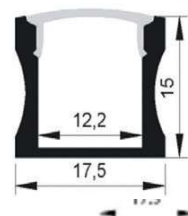


ALUMINIUM  
ANODISE



REFERENCE	DESCRIPTION	L (mm)	PRICE
FSL.PROF.AL7	ALUMINIUM PROFILE + PC COVER	2000mm	33,00€
FSL.PROF.END	END CAP (2 PCES)		9,00€
FSL.PROF.7.CLIP	INSTALLATION KIT (4 PCES)		20,00€

## PROFILES AL15



ALUMINIUM  
ANODISE



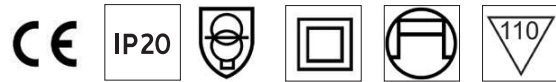
REFERENCE	DESCRIPTION	L (mm)	PRICE
FSL.PROF.AL15	ALUMINIUM PROFILE + PC COVER	2000mm	33,00€
FSL.PROF.END	END CAP (2 PCES)		9,00€
FSL.PROF.7.CLIP	INSTALLATION KIT (4 PCES)		20,00€

MORE PROFILE REFERENCES ON [WWW.ELT.ES](http://WWW.ELT.ES)

## CONSTANT VOLTAGE



**elt** INNOVATION  
IN LIGHTING  
TECHNOLOGY



\* NOMINAL INPUT VOLTAGE : 200-240V  
 MAX. TEMP. AT TC POINT : 80°C  
 POWER FACTOR : LV15-20W >0,50  
 LV 30-50-75 >0,95  
 FREQUENCY : 50-60HZ  
 NOMINAL LIFETIME AT MAX. TC ALLOWED: 30.000 HRS

MODEL	REFERENCE 15W	SECONDARY	SIZE (MM)	PRICE
1	LV 15/12-C2	12VDC - 0...15W	111,5x44x19,1	13,00€
1	LV 15/24-C2	24VDC - 0...15W	111,5x44x19,1	13,00€
MODEL	REFERENCE 20-30W	SECONDARY	SIZE (MM)	PRICE
2	LV 20/12-C2	12VDC - 0...20W	148x45,8x22,5	15,25€
2	LV 20/24-C2	24VDC - 0...20W	148x45,8x22,5	15,25€
2	LV 30/12-C2	12VDC - 0...30W	167,9x51x241	27,00€
2	LV 30/24-C2	24VDC - 0...30W	167,9x51x241	27,00€
MODEL	REFERENCE 50-75W	SECONDARY	SIZE (MM)	PRICE
3	LV 50/12-C2	12VDC - 0...50W	172,2x63x30	41,50
3	LV 50/24-C2	24VDC - 0...50W	172,2x63x30	41,50
3	LV 75/12-C2	12VDC - 0...75W	193,2x63x30	54,00
3	LV 75/24-C2	24VDC - 0...75W	193,2x63x30	54,00

**MORE DRIVERS AVAILABLE ON: [WWW.ELT.ES](http://WWW.ELT.ES)**

# CONSTANT VOLTAGE



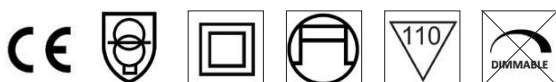
2

IP67



1

IP20



\* NOMINAL INPUT VOLTAGE : 200-240V  
MAX. TEMP. AT TC POINT : 90°C  
POWER FACTOR : PF>0,95  
NOMINAL LIFETIME AT MAX. TC ALLOWED: 50.000 HRS


MODEL	REFERENCE 100-150W	SECONDARY	SIZE (MM)	PRICE
1	LV 100/24-C2	24VDC - 40...100W	180x65,5x31,2	72,00€
1	LV 150/24-C2	24VDC - 65...150W	180x65,5x31,2	81,00€
MODEL	REFERENCE 200-300W	SECONDARY	SIZE (MM)	PRICE
2	LV200/12-T-IP67	12VDC - 75...200W	221x61,5x36,5	97,50€
2	LV200/24-T-IP67	24VDC - 75...200W	221x61,5x36,5	97,50€
2	LV300/12-T-IP67	12VDC - 150...300W	225,2x73,5x38	170,00€
2	LV300/24-T-IP67	24VDC - 150...300W	225,2x73,5x38	170,00€

**MORE DRIVERS AVAILABLE ON: [WWW.ELT.ES](http://WWW.ELT.ES)**

# CONSTANT CURRENT



**ELT** INNOVATION  
IN LIGHTING  
TECHNOLOGY



\* NOMINAL INPUT VOLTAGE : 200-240V  
MAX. TEMP. AT TC POINT : 75°C  
POWER FACTOR : PF>0,9  
NOMINAL LIFETIME AT MAX. TC ALLOWED: 50,000 HRS

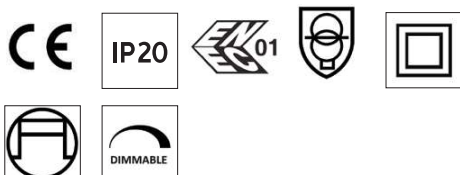
MODEL	REF. 10W – IP20 – DIM	SECONDARY	SIZE (MM)	PRICE
1	DLC 105/120-B	120Ma – 4...5,2W	80X37X21	15,75€
1	DLC 106/140-B	140Ma – 5...5,6W	80X37X21	15,75€
1	DLC 108/200-B	200Ma – 4...8W	80X37X21	15,75€
1	DLC 111/300-B	300Ma – 7,5...11,4W	80X37X21	15,75€
1	DLC 110/350-B	350Ma – 3...10W	80X37X21	15,75€
1	DLC 110/500-B	500Ma – 4...10,5W	80X37X21	15,75€
1	DLC 110/700-B	700Ma – 4...10W	80X37X21	15,75€
MODEL	REF. 10W – IP67 – DIM	SECONDARY	SIZE (MM)	PRICE
2	DLC 110/350-EN	350mA – 3...10W	67X40,5X34	16,50€
2	DLC 110/500-EN	500mA – 4...10W	67X40,5X34	16,50€
2	DLC 110/700-EN	700mA – 4...10W	67X40,5X34	16,50€

**MORE DRIVERS AVAILABLE ON: [WWW.ELT.ES](http://WWW.ELT.ES)**

# CONSTANT CURRENT



**ELT** INNOVATION  
IN LIGHTING  
TECHNOLOGY



\* NOMINAL INPUT VOLTAGE : 200-240V  
MAX. TEMP. AT TC POINT : 75°C  
POWER FACTOR : PF>0,9  
NOMINAL LIFETIME AT MAX. TC ALLOWED: 50.000 HRS

MODEL	REF. 16W-25W - IP20 - DIM	SECONDARY	SIZE (MM)	PRICE
1	DLC 116/350-A	350Ma -10...16W	122X38X29	20,25€
1	DLC 116/500-A	500Ma -10...16W	122X38X29	20,25€
1	DLC 116/700-A	700Ma - 10...16W	122X38X29	20,25€
1	DLC 125/350-A	350Ma - 16...25W	122X38X29	22,00€
1	DLC 125/500-A	500Ma - 16...25W	122X38X29	22,00€
1	DLC 125/700-A	700Ma - 16...25W	122X38X29	22,00€
1	DLC 120/1050-A	1050Ma - 10...20W	122X38X29	22,00€

**MORE DRIVERS AVAILABLE ON: [WWW.ELT.ES](http://WWW.ELT.ES)**




# eBLUE

Bluetooth smart wireless control device  
Can work with smartphone App

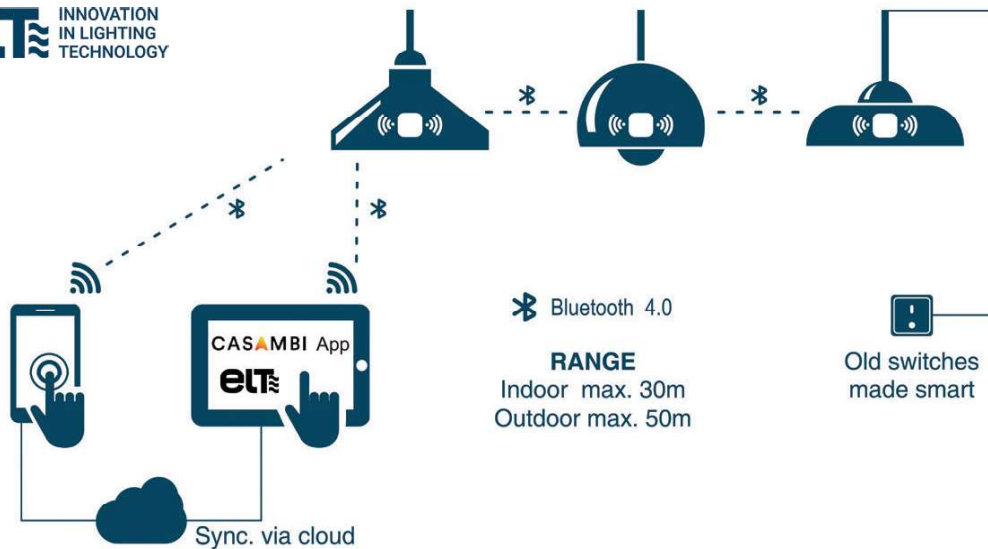


1



2

elt® INNOVATION  
IN LIGHTING  
TECHNOLOGY



1. eBlue TRAILING EDGE : trailing edge dimmer for dimmable mains voltage powered loads
2. eBlue 0-10V/DALI : Wireless control device for LED with 0-10V, 1-10V or DALI dimming interface. The control output can be configured either as analog 0-10V or digital-alone DALI control interface.

N°	REF.	INPUT VOLTAGE	MAXIMUM CURRENT	MAX POWER WITH 230VAC	CONTROL	DIMENSIONS	PRICE
1	9953071	85-240V	0,65A	150W	TRIAC	41x36x14mm	100,00€
2	9953070	220-240V	0,6A	135W	0-10V/DALI	55x120x17mm	105,00€

MORE LIGHTING TECHNOLOGIES ON: [WWW.ELT.ES](http://WWW.ELT.ES)

# RGBW CONTROLLER



1



2

- ✔ Control up to 4 zones
- ✔ Set 4 scenes at each zone
- ✔ Preset 10 changing modes
- ✔ Enable to dim brightness of each R.G.B.W channel

Nº	REFERENCE	OPERATIONAL VOLTAGE	OPERATIONNAL FREQUENCY	DIMENSIONS	PRICE
1	FSL.CON.RGB.RF	12-24VDC	434/868Mhz	86x86x41mm	100,00€
2	FSL.CON.RGB.TEL	4,5V (BATTERY)	RF SIGNAL	55x120x17mm	85,00€

**MORE LIGHTING TECHNOLOGIES ON: [WWW.ELT.ES](http://WWW.ELT.ES)**

# RGBW RECEIVER & REPEATER



## 1. RGBW RECEIVER :

- ✔ Reliable and stable <20M
- ✔ Diming range 0.1-100%
- ✔ Use with power repeater (2) to expand the output power

## 2. RGBW POWER REPEATER :

- ✔ power repeater in series to expand output unlimitedly.

N°	REF.	INPUT VOLTAGE	MAX LOAD CURRENT	MAX OUTPUT POWER	DIMENSIONS	PRICE
1	FSL.CON.DIM.RGB.RF	12-36VDC	4X5A	150W	46x178x18mm	85,00€
2	FSL.CON.RGB.SLA	12-36VDC	4X5A	135W	46x178x18mm	45,00€

# LEDAVI 7



LAMP LIFE : 25.000hrs

REFERENCE	POWER	CCT	INTENSITY	PRICE
LEDAVI.7.3K.DIM	7W	3000K	480lm	13,00 €
LEDAVI.7.4K.DIM	7W	4000K	500lm	13,00 €

# LEDAVI 5



LAMP LIFE : 25.000hrs

REFERENCE	POWER	CCT	INTENSITY	PRICE
LEDAVI.5.3K	5W	3000K	320lm	7,00 €
LEDAVI.5.4K	5W	4000K	350lm	7,00 €

# LEDAVI 7 ECO



LAMP LIFE : 15.000hrs

REFERENCE	POWER	CCT	INTENSITY	PRICE
LEDAVI.7C.3K.DIM	7W	3000K	480lm	8,50 €
LEDAVI.7C.4K.DIM	7W	4000K	500lm	8,50 €

# ES111



LAMP LIFE : 25.000hrs

REFERENCE	POWER	CCT	INTENSITY	PRICE
LED.ES111.12.27K.DIM	12W	2700K	880lm	75,00 €

# AR111



LAMP LIFE : 25.000hrs

\*DIMMABLE DRIVER INCLUDED

REFERENCE	POWER	INTENSITY	INTENSITY	DIMM.	PRICE
LED.AR111.12.27K.ND	12W	2700K	880lm	No - 12V	65,00 €
LED.AR111.12.27K.DIM	12W	2700K	880lm	Yes - 230V*	70,00 €

# AR70



LAMP LIFE : 25.000hrs

\*DIMMABLE DRIVER INCLUDED

REFERENCE	POWER	CCT	INTENSITY	PRICE
LED.AR70.8.27K.DIM	8W	2700K	550lm	70,00 €

**LIGHTING  
REPUBLIC**



## FIL A60



LAMP LIFE : 25.000hrs

REFERENCE	POWER	CCT	INTENSITY	PRICE
LED.FIL.A60.6.27K.DIM	6W	2700K	600lm	19,00 €
LED.FIL.A60.8.27K.DIM	8W	2700K	950 lm	22,00 €

## FIL A60M



LAMP LIFE : 25.000hrs

REFERENCE	POWER	CCT	INTENSITY	PRICE
LED.FIL.A60M.6.27K.DIM	6W	2700K	600lm	20,00 €



## FIL C35



LAMP LIFE : 25.000hrs

REFERENCE	POWER	CCT	INTENSITY	PRICE
LED.FIL.C35.4.27K.DIM	3.5W	2700K	350lm	13,00 €

## FIL C35A



LAMP LIFE : 25.000hrs

REFERENCE	POWER	CCT	INTENSITY	PRICE
LED.FIL.C35A.4.27K.DIM	3.5W	2700K	350lm	13,00 €

## FIL C35M



LAMP LIFE : 25.000hrs

REFERENCE	POWER	CCT	INTENSITY	PRICE
LED.FIL.C35M.4.27K.DIM	3.5W	2700K	350lm	13,00 €

## FIL P45M



LAMP LIFE : 25.000hrs

REFERENCE	POWER	CCT	INTENSITY	PRICE
LED.FIL.P45M.4.27K.DIM	3.5W	2700K	350lm	13,00 €

## FIL G45M



LAMP LIFE : 25.000hrs

REFERENCE	POWER	CCT	INTENSITY	PRICE
LED.FIL.G45M.4.27K.DIM	3.5W	2700K	350lm	13,00 €

## FIL ST64



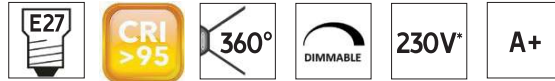
LAMP LIFE : 25.000hrs

REFERENCE	POWER	CCT	INTENSITY	PRICE
LED.FIL.ST64.5.22K.DIM	5.5W	2200K	450lm	22,00 €
LED.FIL.ST64.5.27K.DIM	5.5W	2700K	550lm	22,00 €



**LIGHTING  
REPUBLIC**


# FIL G125



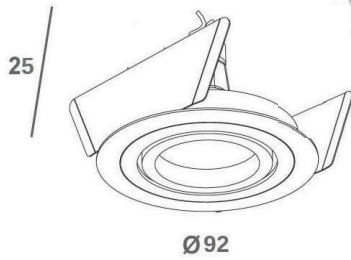
---

LAMP LIFE : 25.000hrs

REFERENCE	POWER	CCT	INTENSITY	PRICE
LED.FIL.G125.7.22K.DIM	7W	2200K	650lm	28,00 €

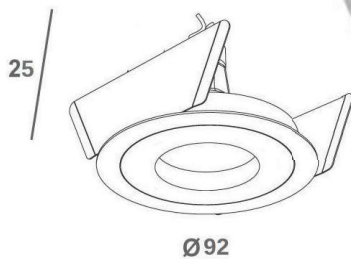


## RD111AL



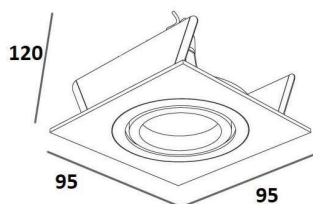
REFERENCE	COLOR	LAMPHOLDER	PRICE
RD111AL.11	BRUSHED ALUMINIUM	GU10	19,00 €
RD111AL.20	SANDY WHITE	GU10	19,50 €

## RD112AL



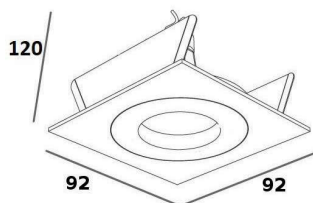
REFERENCE	COLOR	LAMPHOLDER	PRICE
RD112AL.11	BRUSHED ALUMINIUM	GU10	18,00 €

# RD113AL



REFERENCE	COLOR	LAMPHOLDER	PRICE
RD113AL.11	BRUSHED ALUMINIUM	GU10	19,00 €
RD113AL.20	SANDY WHITE	GU10	19,50 €

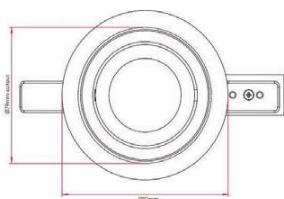
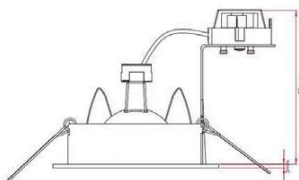
# RD114AL



REFERENCE	COLOR	LAMPHOLDER	PRICE
RD114AL.11	BRUSHED ALUMINIUM	GU10	18,00 €

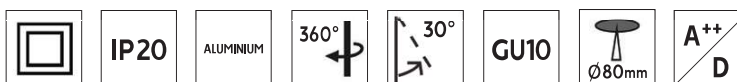
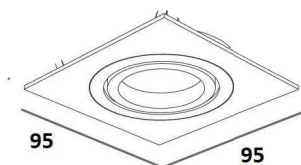


# RD111R



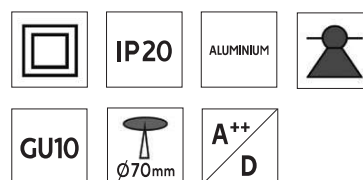
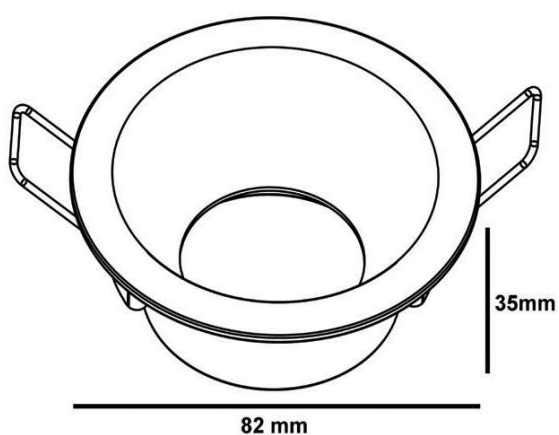
REFERENCE	COLOR	LAMPHOLDER	PRICE
RD111R.11	BRUSHED ALUMINIUM	GU10	19,00 €

# RD113R



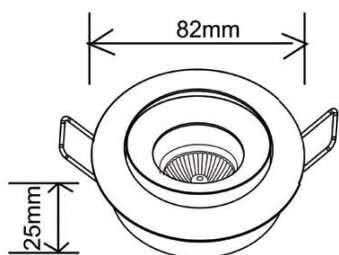
REFERENCE	COLOR	LAMPHOLDER	PRICE
RD113R.11	BRUSHED ALUMINIUM	GU10	19,00 €

# RD212



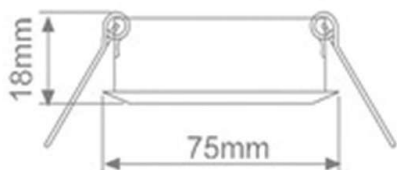
REFERENCE	COLOR	LAMPHOLDER	PRICE
RD212.20	SANDY WHITE	GU10	16,00 €
RD212.22	SANDY BLACK	GU10	16,00 €

# RD225



REFERENCE	COLOR	LAMPHOLDER	PRICE
RD225.20	SANDY WHITE	GU10	9,00 €

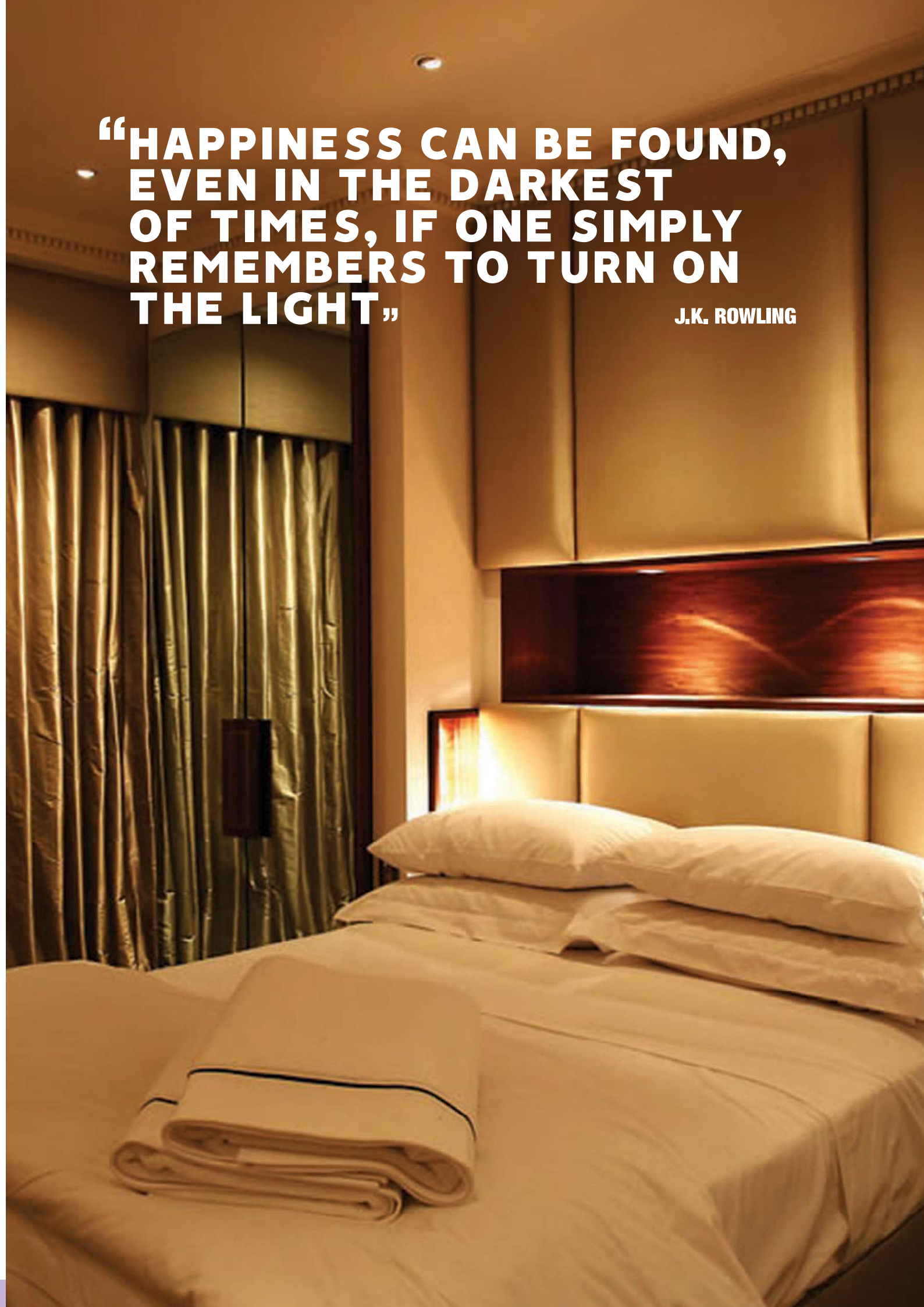
# 6522



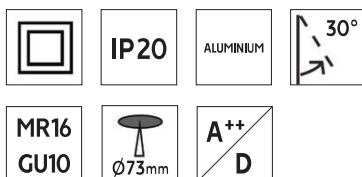
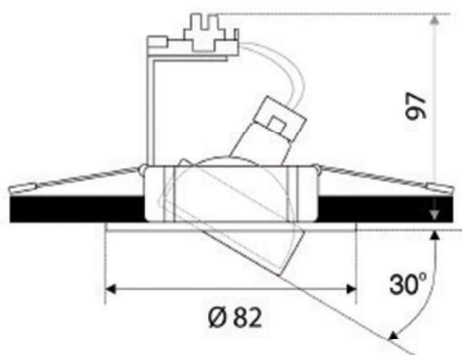
REFERENCE	COLOR	LAMPHOLDER	PRICE
6522.01	WHITE	MR16	3,90 €
6522.02	BLACK	MR16	3,90 €
6522.03	SATIN NICKEL	MR16	4,95 €
6522.04	CHROME	MR16	4,95 €
6522.05	MAT CHROME	MR16	4,95 €
6522.10	GOLD	MR16	4,95 €
6522.15	GUN METAL	MR16	4,95 €
6522.16	BRONZE	MR16	4,95 €
6522.17	RED COPPER	MR16	4,95 €

**“HAPPINESS CAN BE FOUND,  
EVEN IN THE DARKEST  
OF TIMES, IF ONE SIMPLY  
REMEMBERS TO TURN ON  
THE LIGHT.”**

**J.K. ROWLING**

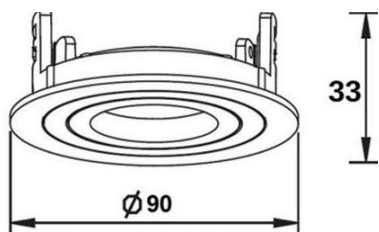


# 4225



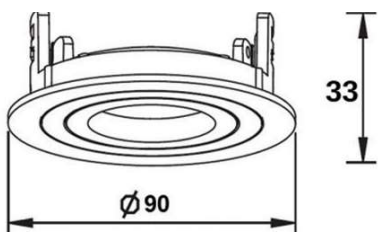
REFERENCE	COLOR	LAMPHOLDER	PRICE
4225.01	WHITE	MR16	4,60 €
4225G.01	WHITE	GU10	5,00 €
4225G.02	BLACK	GU10	5,00 €
4225.03	SATIN NICKEL	MR16	6,20 €
4225G.03	SATIN NICKEL	GU10	6,60 €
4225.04	CHROME	MR16	6,20 €
4225G.05	MAT CHROME	GU10	6,60 €
4225.10	GOLD	MR16	6,20 €
4225.15	GUN METAL	MR16	6,20 €
4225.16	BRONZE	MR16	6,20 €
4225.17	RED COPPER	MR16	6,20 €

# RD110



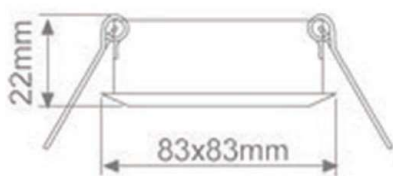
REFERENCE	COLOR	LAMPHOLDER	PRICE
RD110G.01	WHITE	GU10	11,20 €
RD110G.02	BLACK	GU10	11,20 €
RD110G.03	SATIN NICKEL	GU10	13,50 €
RD110.04	CHROME	MR16	13,00 €
RD110.05	MAT CHROME	MR16	13,00 €
RD110.10	GOLD	MR16	13,00 €

# RD110S



REFERENCE	COLOR	LAMPHOLDER	PRICE
RD110S.G.01	WHITE	GU10	11,20 €
RD110S.G.02	BLACK	GU10	11,20 €
RD110S.G.03	SATIN NICKEL	GU10	13,50 €
RD110S.04	CHROME	MR16	13,00 €
RD110S.05	MAT CHROME	MR16	13,00 €
RD110S.10	GOLD	MR16	13,00 €

# 6505





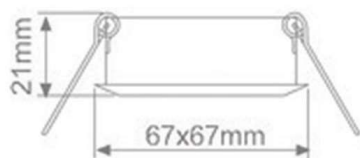






REFERENCE	COLOR	LAMPHOLDER	PRICE
6505.01	WHITE	MR16	6,00 €
6505.03	SATIN NICKEL	MR16	8,00 €

# 6502









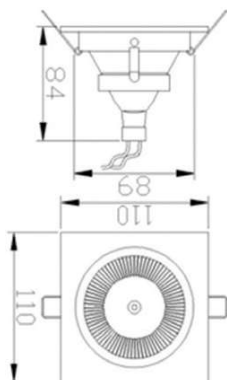


REFERENCE	COLOR	LAMPHOLDER	PRICE
6502.01	WHITE	MR16	5,00 €
6502.03	SATIN NICKEL	MR16	7,00 €



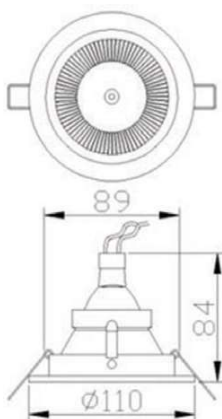


# MHD422Q



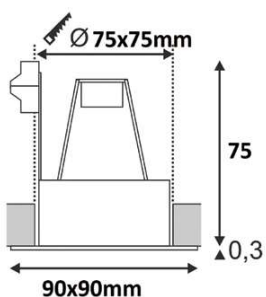
REFERENCE	COLOR	LAMPHOLDER	PRICE
MHD422Q.01	WHITE	GU10	15,00 €

# MD422R



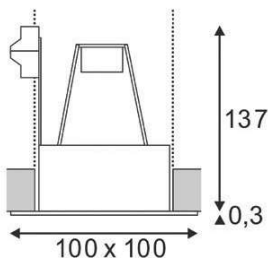
REFERENCE	COLOR	LAMPHOLDER	PRICE
MHD422R.01	WHITE	GU10	15,00 €

# IAH136



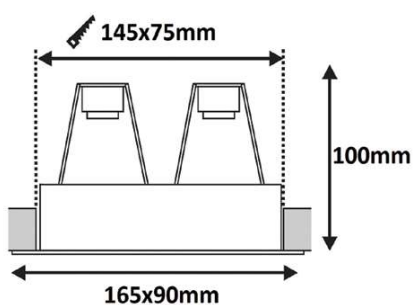
REFERENCE	COLOR	LAMPHOLDER	PRICE
IAH136.09	GREY/BLACK	GU10	11,10 €

# IAH140



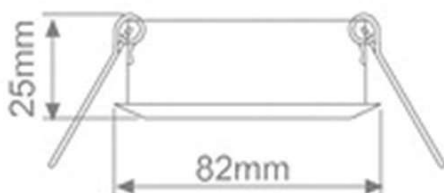
REFERENCE	COLOR	LAMPHOLDER	PRICE
IAH140.GU10.01	WHITE/BLACK	GU10	12,10 €
IAH140.03	BRUSHED NICKEL	MR16	12,10 €
IAH140.09	SILVER GREY	MR16	12,10 €

# IAH1842



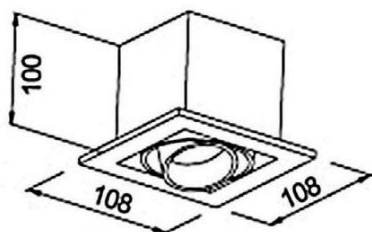
REFERENCE	COLOR	LAMPHOLDER	PRICE
IAH1842.09	SILVER GREY	MR16x2	22,50 €

# GSH010



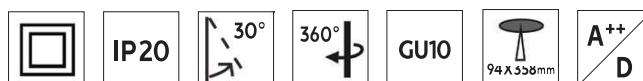
REFERENCE	COLOR	LAMPHOLDER	PRICE
GSH010	OPAL	G4	9,50 €

# RAH194-1



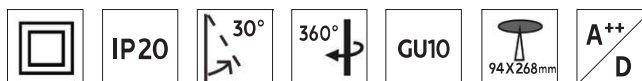
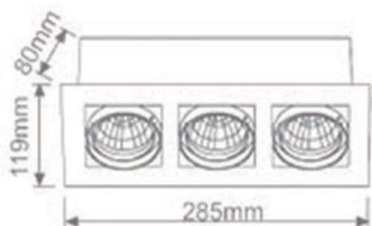
REFERENCE	COLOR	LAMPHOLDER	PRICE
RAH194-1.09	SILVER GREY	GU10X1	25,60 €

# RAH194-2



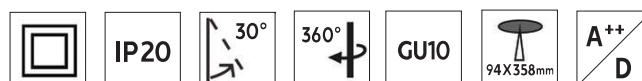
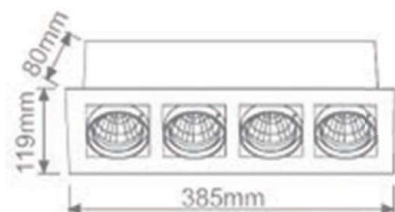
REFERENCE	COLOR	LAMPHOLDER	PRICE
RAH194-2.09	SILVER GREY	GU10X2	46,50 €

# RAH194-3



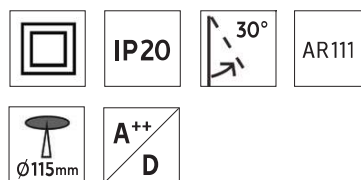
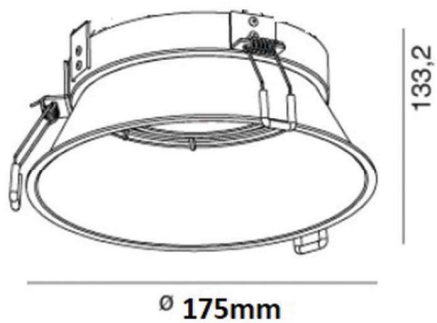
REFERENCE	COLOR	LAMPHOLDER	PRICE
RAH194-3.09	SILVER GREY	GU10x3	67,40 €

# RAH194-4



REFERENCE	COLOR	LAMPHOLDER	PRICE
RAH194-4.09	SILVER GREY	GU10x4	98,80 €

# ID208



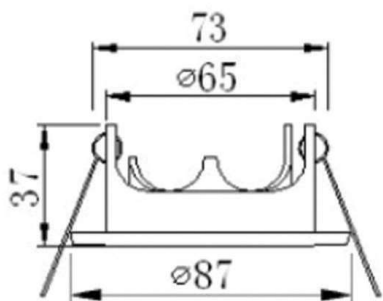
REFERENCE	COLOR	LAMPHOLDER	PRICE
ID208.01	WHITE	QR111	22,50 €



**“IF LIGHT IS IN  
YOUR HEART,  
YOU WILL  
FIND YOUR  
WAY HOME,,**

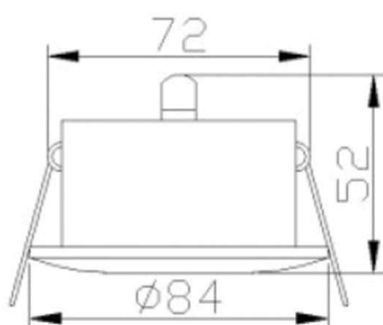
**RUMI**

## FHS152



REFERENCE	COLOR	LAMPHOLDER	PRICE
FHS152.01	WHITE	MR16	15,80 €
FHS152.03	SATIN NICKEL	MR16	18,70 €
OPTIONAL			PRICE
ETL0001	GU10 LAMPHOLDER		1,30 €

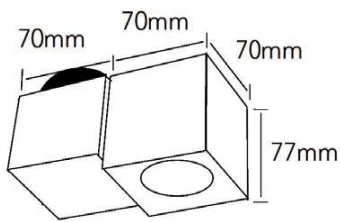
## FH121C



REFERENCE	COLOR	LAMPHOLDER	PRICE
FH121C.01	WHITE	MR16	15,80 €
FH121C.03	SATIN NICKEL	MR16	18,70 €
OPTIONAL			PRICE
ETL0001	GU10 LAMPHOLDER		1,30 €

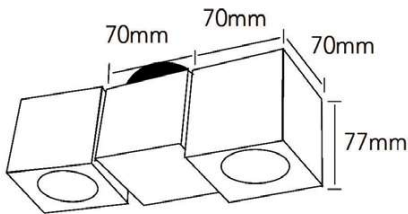


## SQUADSPOT 1



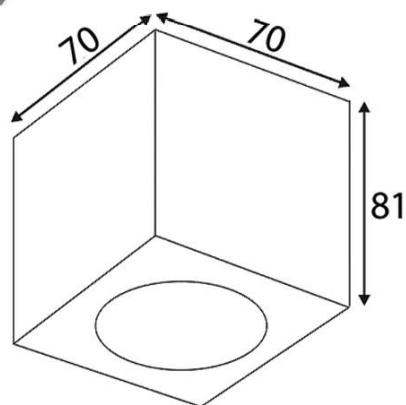

REFERENCE	COLOR	LAMPHOLDER	PRICE
DZ137-1.01	WHITE MAT	GU10	60,00 €
DZ137-1.09	SILVER GREY	GU10	60,00 €

## SQUADSPOT 2



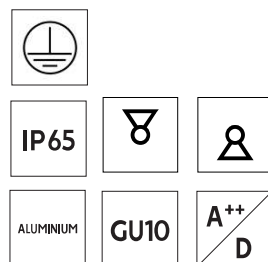
REFERENCE	COLOR	LAMPHOLDER	PRICE
DZ137-2.01	WHITE MAT	GU10 x2	70,00 €
DZ137-2.09	SILVER GREY	GU10 x2	70,00 €

# SQUADSPOT Q




REFERENCE	COLOR	LAMPHOLDER	PRICE
DZ137Q.01	WHITE MAT	GU10	50,00 €
DZ137Q.09	SILVER GREY	GU10	50,00 €

## ZT4135H



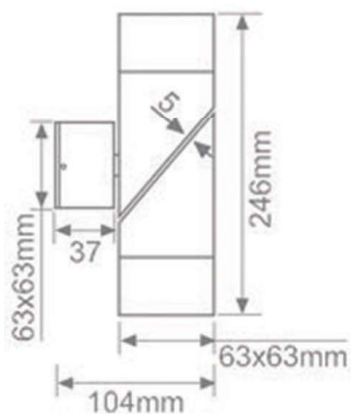
REFERENCE	COLOR	LAMPHOLDER	PRICE
ZT4135.08	SILVER GREY	GU10	54,00 €

## ZT4132H



REFERENCE	COLOR	LAMPHOLDER	PRICE
ZT4132.08	SILVER GREY	GU10	59,00 €

# ZT3336-2



	IP65	ALUMINIUM
	GU10	A++ D

REFERENCE	COLOR	LAMPHOLDER	PRICE
ZT3336-2.08	SILVER GREY	2xGU10	75,00 €

# ACCESSORIES



N°	REFERENCE	DESCRIPTION	PRICE
1	ETL0004	GU10 KIT AUTO	3,00 €
2	ETL0001	GU10 LAMPHOLDER	1,50 €
3	ETL0002	GX5.3 LAMPHOLDER	1,00 €
4	ETL0003	HOLDER FOR MR16	0,85 €









# OUR COLOURS

