



CC10W180-270CG Triac/
CC10W200-350CG Triac/CC10W350-500CG Triac/CC10W500-700CG Triac



Constant Current & Dimmable Driver

Model: CC10W180-270CG Triac
CC10W200-350CG Triac
CC10W350-500CG Triac
CC10W500-700CG Triac



Model	Output Current (230V Full Load)	Input Current (230V Full Load)	Input Power (230V Full Load)	Output Power Range	PF (Full Load)	Efficiency (Full Load)	Output Voltage	No load Voltage
CC10W180-270CG Triac	270mA	0.08A	14W	4.68-10W	0.92	81%	26-38V	55V
CC10W200-350CG Triac	350mA	0.08A	14W	3.2-10W	0.92	80%	16-29V	45V
CC10W350-500CG Triac	500mA	0.08A	14W	4.2-10W	0.92	81%	12-20V	35V
CC10W500-700CG Triac	700mA	0.08A	14W	4-9.8W	0.92	78%	8-14V	25V

1. Parameters

category	Item	Technical Norm
Features	Output Type	Constant Current
	Dimming Type	Phase dimming
	Dimming Range	10%-100%
	IP Grade	IP20
	Insulation Class	Class II
Input	Rated Input Voltage	220-240VAC
	Range of Input Voltage	198-264VAC
	Frequency	50/60Hz
	Input Current	≤0.08A (198VAC, full load)
	Input Power	≤14W (230VAC, full load)
	Power Factor	≥0.92 (230VAC, full load)
	THD	N/A
	No-load Power Consumption	≤0.5W @230VAC
	Inrush Current	≤8A/10us (230VAC, full load)
	Connected quantity of 16A Breaker :	28pcs/type B ; 45pcs/type C @ 230Vac
Output Voltage	CC10W180-270CG Triac	26-38V
	CC10W200-350CG Triac	16-29V
	CC10W350-500CG Triac	12-20V
	CC10W500-700CG Triac	8-14V

Output Current	CC10W180-270CG Triac	180mA/200mA/250mA/270mA
	CC10W200-350CG Triac	200mA/250mA/300mA/350mA
	CC10W350-500CG Triac	350mA/400mA/450mA/500mA
	CC10W500-700CG Triac	500mA/550mA/600mA/700mA
No Load Voltage	CC10W180-270CG Triac	55VDC Max.
	CC10W200-350CG Triac	45VDC Max.
	CC10W350-500CG Triac	35VDC Max.
	CC10W500-700CG Triac	25VDC Max.
Output	Max. Output Power	10W
	Efficiency	≥78% (230VAC, full load)
	Current Ripple	± 10% (230VAC, full load)
	Current Accuracy	± 5%
	Started Delay Time	≤0.5S (230VAC, full load)
Protection	Short Circuit Protection	Auto Recovery
	Overload Protection	Auto Recovery
	No-load Protection	Auto Recovery
	Insulation voltage	I/P to O/P , 3.75KVac/1min
	Ta/Operation Temperature	-25....+50°C
Environment	Ts/Storage Temperature	-40....+85°C
	Tc/Enclosure Temperature	85 °C
	Humidity	10%....90%RH
	Atmosphere	86-108KPa
	Connection Method	Push-in Terminal
Construction	Installation	Independent & Built in
	PRI Wire preparation	0.75-1.5 [□]
	SEC Wire preparation	0.5-1.5 [□]
	Dimension	Independent:122*41*23mm (L*W*H) Built in:88*41*23mm(L*W*H)
	Certification	complied to CE ENEC SAA
Standards	Safety Standards	EN61347-1:2015,EN61347-2-13:2014/A1:2017 ,EN62493:2015,AS/NZSIEC61347.2.13:2013, AS/NZS 61347.1:2016
	EMC Standards	EN55015:2013/A1:2015,EN61000-3-2:2014,E N61000-3-3:2013,EN61547:2009
	Performance	EN62384
	Surge	L-N/1KV
	RoHS	complied to 2011/65/EU
Others	Life Time	50000h @50°C (Ta) / 85°C (Tc)
	Warranty	5years , F.R. < 10000ppm

Remark: 1. Specific instructions are not all parameters are not connect dimmer input voltage 230 vac / 50

Hz and 25 °C ambient temperature measured.

2.LED Driver is a component of the luminaires, Luminaires and wire layout will affect the EMC, please check the EMC with end products again.


3.Leading edge & trailing edge dimmable.


2. Trailing Edge Dimmer list approved by KGP



Manufacturer	Model	Q'ty of parallel connection
ABB	6519 U	12
ABB	6526 U	11
JUNG	1224 LED UDE	12
Berker	2861	12
JUNG	254 UDIE 1	13
JUNG	225 TDE	12
EGANT	U321V2	12
Schneider	SBD200LED	13
Schneider	SBD315RC	12
Merten	SBD200LED	13
Berker	2874	12
Eltako	EUD61NPL-230V	10
Eltako	EUD12NPN-UC	10
Eltako	EUD12D-UC	10
Eltako	EUD61NP-230V	10
Eltako	DTD55L-230V-wg	10
GIRA	Universal-LED-Dimmer Mini2440 00	10
EHMANN	LED-Dimmer T46.08	9
JUNG	DrehDimmer Universal LED1731DD	10
EHMANN	LED-Dimmer T46.03	10

Leading Edge Dimmer list only on request -/ or confirmed by KGP Electronics



3. Label








KGP LED Dimmable Driver **CC10W180-270CG Triac** 

KGP Electronics GmbH Hueckstraße 19 DE-58511 Lüdenscheid Constant current Type 


$U_N = 220-240Vac$ 50/60Hz $\lambda: \geq 0.92C$ PRI 0. 75-1. 5 
 $U_{out} = Max. 55Vdc$ SELV For LED modules only SECO. 5-1. 5 


N	L	PRI	PIN1	PIN2	I_o (mA)	P_o (W)	U_{out} (V)	I_N (A)
			OFF	ON				
■	■	■	OFF	OFF	180	6.8	26-38	0.06
■	■	■	OFF	ON	200	7.6		0.06
○	○	○	ON	OFF	250	9.5		0.08
○	○	○	ON	ON	270	10		0.08

 $t_a = -20^\circ C - +50^\circ C$  $t_c = 85^\circ C$


      




KGP LED Dimmable Driver **CC10W200-350CG Triac** 


KGP Electronics GmbH Hueckstraße 19 DE-58511 Lüdenscheid Constant current Type 

$U_N = 220-240Vac$ 50/60Hz $\lambda: \geq 0.92C$ PRI 0. 75-1. 5 
 $U_{out} = Max. 45Vdc$ SELV For LED modules only SECO. 5-1. 5 


N	L	PRI	PIN1	PIN2	I_o (mA)	P_o (W)	U_{out} (V)	I_N (A)
			OFF	ON				
■	■	■	OFF	OFF	200	5.8	16-29	0.06
■	■	■	OFF	ON	250	7.2		0.06
○	○	○	ON	OFF	300	8.7		0.08
○	○	○	ON	ON	350	10		0.08

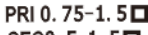
 $t_a = -20^\circ C - +50^\circ C$  $t_c = 85^\circ C$

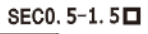
      

KGP LED Dimmable Driver **CC10W350-500CG Triac** 



KGP Electronics GmbH
Hueckstraße 19
DE-58511 Lüdenscheid







Constant current Type 


$U_N = 220-240V_{ac}$ 50/60Hz $\lambda: \geq 0.92C$ 

$U_{out} = \text{Max. } 35V_{dc}$ SELV For LED modules only 


N	L	PRI	PIN1	PIN2	Io (mA)	Po (W)	Uout (V)	IN (A)
			OFF	OFF	350	7	12-20	0.06
OFF	ON	400	8					
ON	OFF	450	9					
ON	ON	500	10					


$t_a = -20^\circ C - +50^\circ C$  $t_c = 85^\circ C$ 

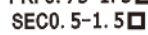








KGP LED Dimmable Driver **CC10W500-700CG Triac** 



KGP Electronics GmbH
Hueckstraße 19
DE-58511 Lüdenscheid








Constant current Type 

$U_N = 220-240V_{ac}$ 50/60Hz $\lambda: \geq 0.92C$ 

$U_{out} = \text{Max. } 25V_{dc}$ SELV For LED modules only 

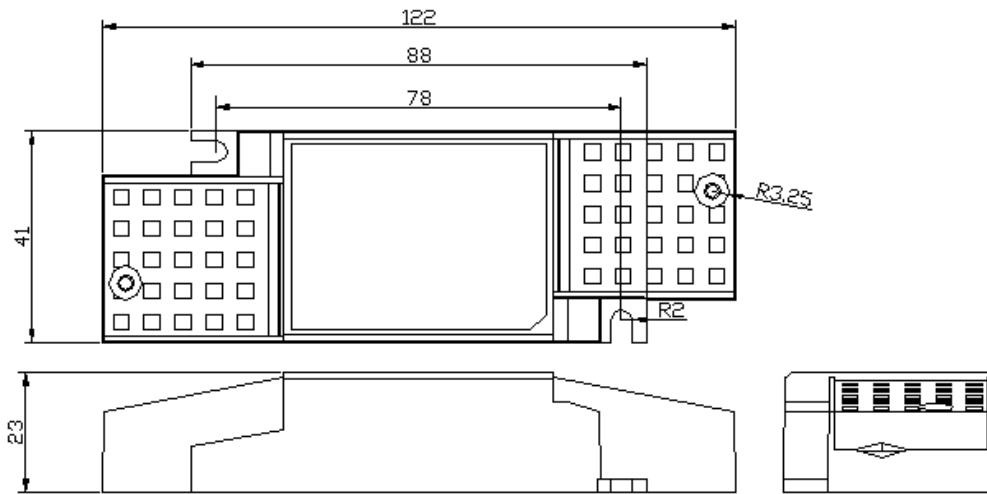
N	L	PRI	PIN1	PIN2	Io (mA)	Po (W)	Uout (V)	IN (A)
			OFF	OFF	500	7	8-14	0.06
OFF	ON	550	7.7					
ON	OFF	600	8.4					
ON	ON	700	9.8					

$t_a = -20^\circ C - +50^\circ C$  $t_c = 85^\circ C$ 

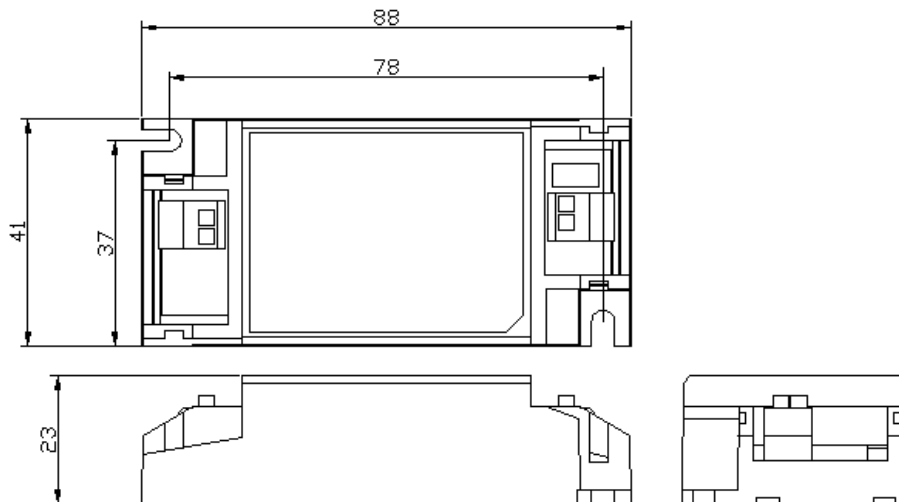








4. Dimension (Unit: mm)

Independent type:



Built in type:

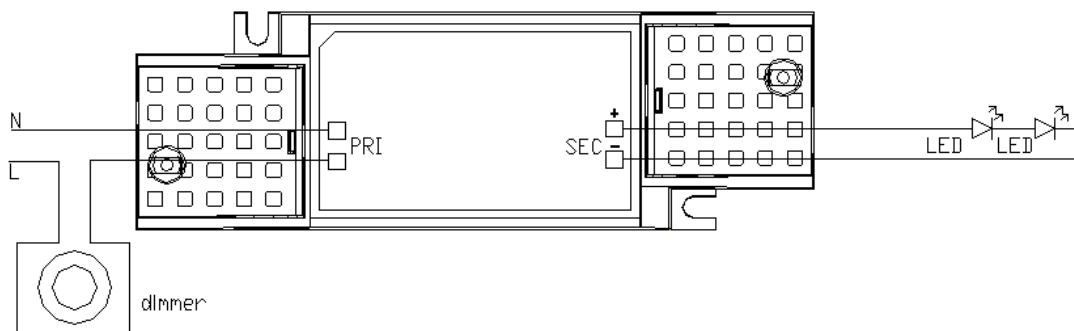


5. Packing information

Carton L*W*H(mm)	Pcs/Carton	Net weight/ Pcs(kg)	Net weight/ Carton(kg)	Gross weight / Carton(kg)
450*240*200	90	0.077	6.93	8.63

6. Wiring Diagram

Independent type:



Built in type:

